

Masters Series®

Details

Masters Series is a complete private office product line that gives designers choices to be creative, enables personalization for users, contributes to unique branded environments, and supports sustainability principles. Easily expand your options by utilizing our Tailored Solutions™ customization capability in your designs.



Features

Wall Mount Tackboard

Utilize for tacking memory cues and externalization.

- Optional slat rail to hang Jump® Stuff work tools

Overhead Storage Unit with Sliding Door

Offers additional storage while leveraging vertical space.

- Anti-dislodging rail ensures connection to the wall
- Light valance helps conceal specified lighting
- Shelving designed to align with adjacent open-sided shelves

Open-Sided Shelves

Maximize vertical space and utilize for personal or corporate branding.

- Shelving designed to align with adjacent shelves in overhead storage units
- Comes with filler trim to hide attachment hardware

Table Desk with Hoop Leg

Freestanding desk that offers a contemporary and clean aesthetic.

- Hoop legs can be specified with a painted or chrome finish
- Worktops exceeding 72" are provided with reinforcement bar to prevent bowing

Height-Adjustable Convergent Worktop

Seamlessly offers height-adjustability while enabling ergonomic choices for users.

- Actual widths and depth shortened to accommodate pinch points, cable management, and/or the use of tackboards
- Cable chain provided for wire management
- Touch pad available as standard up/down movement or programmable

Shroud

Use as an aesthetic cover to conceal a height-adjustable T-leg.

- Available in single or as a pair, application dependent
- Bezel cover provided to surround leg column

1.5H Lateral File

Incorporate 1.5H storage planning with lateral files.

- Comes with 3" horizontal wireway gap to route power
- Full extension, steel ball-bearing slides provided
- Option for full wood drawer

1.5H Attached Open Storage for Use with Convergent Top

Seamlessly hides height-adjustable T-leg while providing subsurface storage space.

- Adjustable shelf provided
- Removable back for power access and routing

Adaptable Modesty Panel

Offers additional privacy and a finishing touch to a worktop.

- Easily removable from attachment brackets
- 1.4" gap allows for wire pass-through



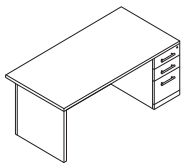
Statement of Line

From the simplest request—such as unique shapes and sizes—to the complexity of tailored componentry, Masters Series meets your design demands. Its wide selection of top-quality veneers, high pressure laminates, paint, glass, drawer pulls, and edge options create unique environments that express your brand and suit your organization.

Color Code

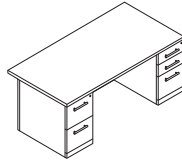
- Veneer, Laminate, Paint on Wood, Glass
- Veneer, Laminate, Paint on Wood
- Veneer, Laminate, Glass
- Veneer, Laminate, Fabric
- Veneer, Laminate
- Veneer, Fabric
- Veneer
- Fabric

FREESTANDING DESKS



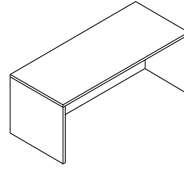
Single Pedestal Desk

Full or inset modesty
Bow or rectangular top
H: 29 1/8"
W: 60"-78" (6" increments)
D: 30", 36"



Double Pedestal Desk

Full or inset modesty
Bow or rectangular top
H: 29 1/8"
W: 66"-78" (6" increments)
D: 30", 36"



Desk Shell

Full or inset modesty
Bow or rectangular top
H: 29 1/8"
W: 60"-72" (6" increments)
D: 30", 36"

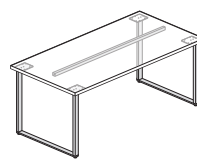
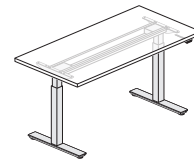


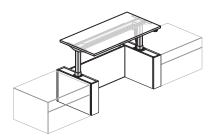
Table Desk with Hoop Leg

Rectangular top
H: 29 9/16"
W: 60"-84" (6" increments)
D: 30", 36", 42"
Painted or Chrome base



Ht.-Adjustable Table Desk with T-Leg

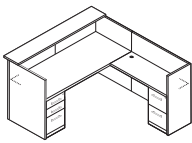
Rectangular top
H: 29 1/8"
W: 60"-84" (6" increments)
D: 30", 36", 42"
Painted base
Std Up/Down or Programmable



Ht.-Adjustable Credenza Desk

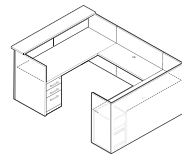
Rectangular top
with and without shrouds
with and without modesty
H: 29 1/8"
W: 60"-72" (6" increments)
D: 24", 30"
Std Up/Down or Programmable

CONVERGENT DESKS



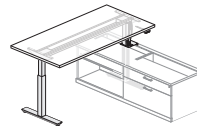
L-Shaped Reception Station

H: 44 3/16"
W: 72" (desk) 48" (return)
D: 29 1/8" (desk) 18 1/8" (return)
Left Or Right Handed
Mitrefold Or Wood Drawers



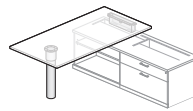
U-Shaped Reception Station

H: 44 3/16"
W: 72" (desk) 48" (return), 72" (credenza)
D: 29 1/8" (desk), 18 1/8" (return), 18 1/8" (credenza)
Left Or Right Handed
Mitrefold Or Wood Drawers



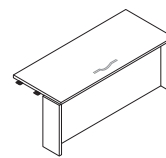
Ht.-Adjustable Convergent with T-Leg

Wedge square, wedge radius, or rectangular top
H: 29 1/8"
W: 60"-84" (6" increments)
D: 30"-48" (6" increments)
Left or right handed
Painted base
Std Up/Down or Programmable



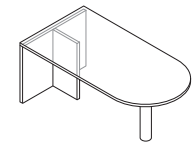
Fixed Convergent for One-and-One Half High Storage

Wedge square, wedge radius, or rectangular top
H: 29 1/8" (column), 29 9/16" (hoop)
W: 60"-84" (6" increments)
D: 30"-48" (6" increments)
Left or Right Handed
Hoop or Column Leg
Painted or Chrome Base



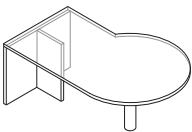
Convergent T-Desk

Rectangular top
Full modesty
H: 29 1/8"
W: 48"-78" (6" increments)
D: 30", 36"
Left or Right Handed



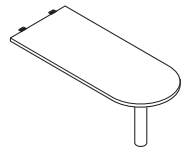
D-Top Convergent with T-Support and Column

Partial or full height
H: 29 1/8"
W: 72"-96" (6" increments)
D: 30", 36"
Painted or Chrome base



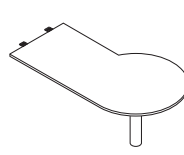
P-Top Convergent with T-Support and Column

Partial or full height
H: 29 1/8"
W: 72"-96" (6" increments)
D: 30", 36"
Left or Right Handed
Painted or Chrome base



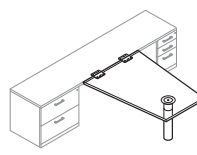
D-Top Convergent with Single Support Column

H: 29 1/8"
W: 30"-78" (6" increments)
D: 30", 36"
Painted or Chrome base



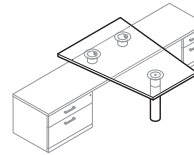
P-Top Convergent with Single Support Column

H: 29 1/8"
W: 54"-78" (6" increments)
D: 30", 36"
Left or Right Handed
Painted or Chrome base



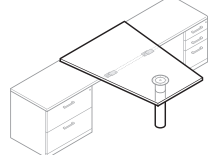
Full Wedge Desk with Single Support Column

H: 29 1/8"
W: 60"
D: 48"
Painted or Chrome base



Full Wedge Desk with Single Support Column and Stanchions

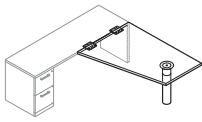
H: 29 1/8"
W: 60"
D: 48"
Painted or Chrome base



Full Wedge Desk - Slip Fit Top

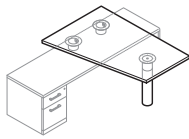
H: 29 1/8"
W: 60"
D: 48"
Painted or Chrome base

DESK SUPPORT



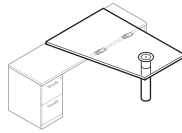
Half Wedge Desk with Single Support Column

H: 29 1/8"
W: 60"-72" (6" increments)
D: 42", 45", 48"
Left or Right Handed
Painted or Chrome base



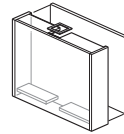
Half Wedge Desk with Single Support Column and Stanchions

H: 29 1/8"
W: 60"-72" (6" increments)
D: 42", 45", 48"
Left or Right Handed
Painted or Chrome base



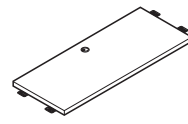
Half Wedge - Slip Fit Top

H: 29 1/8"
W: 60"-72" (6" increments)
D: 42", 45", 48"
Left or Right Handed
Painted or Chrome base



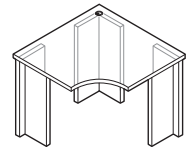
Shroud for Ht.-Adjustable T-Leg

Single or Pair
For use with 30", 36", 42" Legs
Painted Bezel



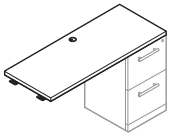
Bridge

with and without modesty
H: 29 1/8" (with modesty)
W: 36"-60" (6" increments)
D: 19", 24"



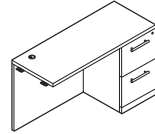
Corner Shell

H: 29 1/8"
W: 36", 42"
D: 36", 42"



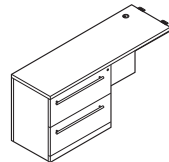
Return Top

with and without modesty
H: 29 1/8" (with modesty)
W: 36"-60" (6" increments)
D: 19", 24"



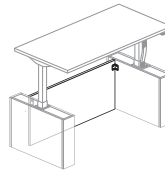
Return with Pedestal

H: 29 1/8"
W: 42"-60" (6" increments)
D: 19"
Left or Right Orientation
Wood or Mitrefold Drawers



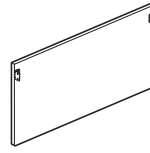
Return with Lateral File

H: 29 1/8"
W: 60"
D: 19"
Left or Right Orientation
Wood or Mitrefold Drawers




Modesty Panel for Shroud

H: 22"
W: 60"-84" (6" increments)




Full Overlay Modesty Panel

H: 27 1/2"
W: 30"-120" (6" increments)



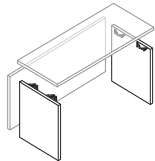
Hinged Modesty Panel

H: 25 1/2"
W: 24"-66" (6" increments)



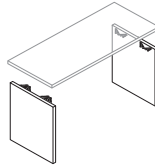
Adaptable Modesty Panel

H: 13"
W: 21"-78" (3" increments)



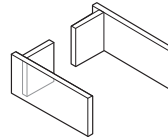
End Panel for use with Modesty Panel

H: 28"
D: 18 1/4", 23 1/4", 29 1/4"
Left or Right Handed



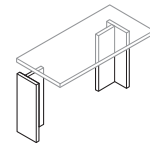
End Panel for use without Modesty Panel

H: 28"
D: 19", 24", 30"
Left or Right Handed



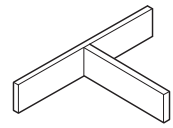
L-Support

H: 6" (0.5H), 11 9/16" (1H), 28" (2H)
D: 19", 24"
Left or Right Handed



Partial Depth L-Support

H: 28"
W: 10 1/8"
D: 9"
Left or Right Handed

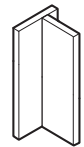


T-Support

H: 6" (0.5H), 11 9/16" (1H)
W: 15 1/8"
D: 19", 24", 30", 36"

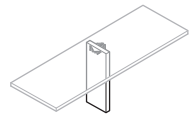


LOWER STORAGE



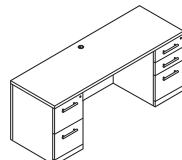
Intermediate T-Support

H: 28"
W: 10 1/8"
D: 9"



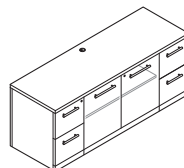
Mid-Support Panel

H: 28"
W: 10 1/8"
D: 9", 14"



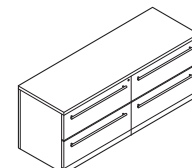
Credenza with Pedestals

H: 29 1/8"
W: 72"
D: 24"
Wood or Mitrefold Drawers



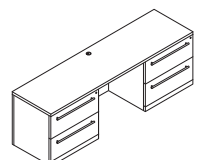
Credenza with Pedestals and Closed Storage

H: 29 1/8"
W: 72"
D: 24"
Wood or Mitrefold Drawers
Lock Option



Credenza with Lateral Files

H: 29 1/8"
W: 72"
D: 24"
Wood or Mitrefold Drawers



Credenza with Lateral Files and Kneespace

H: 29 1/8"
W: 90"
D: 24"
Wood or Mitrefold Drawers



COLOR CODE

■ Veneer, Laminate, Paint on Wood, Glass

■ Veneer, Laminate, Glass

■ Veneer, Laminate

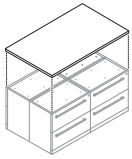
■ Veneer

■ Veneer, Laminate, Paint on Wood

■ Veneer, Laminate, Fabric

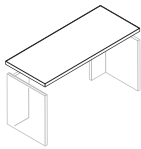
■ Veneer, Fabric

■ Fabric



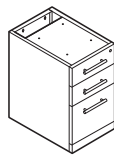
Common Storage Top

Rectangular Top
W: 60"-72", 90"-108" (6" increments)
D: 36 1/8"



Modular Credenza Top

Rectangular Top
W: 30"-120" (6" increments)
D: 19", 24", 30"



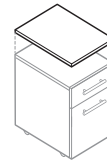
Attached Pedestal

H: 28"
W: 15 1/2", 18 3/4"
D: 18", 23", 29"
BBF or FF
Finished Back Option
Mitrefold or Wood Drawers



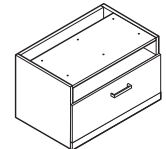
Mobile Pedestal

H: 21 1/2" (1.5H)
W: 15 1/2"
D: 21"
Mitrefold or Wood Drawers



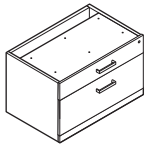
Storage Cushion

H: 1 1/4"
W: 15 1/2", 30", 36", 42"
D: 19", 21", 24"



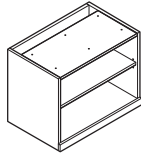
1.5H Attached Lateral File with Open Shelf

H: 21 1/2"
W: 30", 36"
D: 18", 23"
Finished Back Option
Mitrefold or Wood Drawer



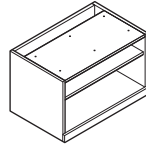
Attached Lateral File

H: 15 3/16" (1H), 21 1/2" (1.5H), 28" (2H)
W: 30", 36", 42"
D: 18", 23"
Finished Back Option
Mitrefold or Wood Drawer



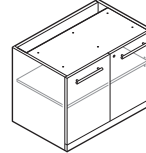
Attached Open Cabinets

H: 15 3/16" (1H), 21 1/2" (1.5H), 28" (2H)
W: 30", 36", 42"
D: 18", 23"
Finished Back Option



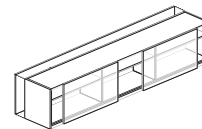
1.5H Attached Open Cabinet for use with Convergent Worktop

H: 21 1/2" (1.5H)
W: 30", 36", 42"
D: 18", 23"
Finished Back Option



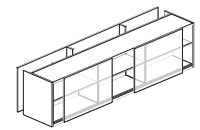
Attached Storage Cabinet

H: 28"
W: 30", 36"
D: 18", 23"
Finished Back Option
Lock Option



1.5H Attached Sliding Door Storage Unit

H: 21 1/2"
W: 48"-108" (6" increments)
D: 18"
Finished Back Option
Not For Use With Convergent

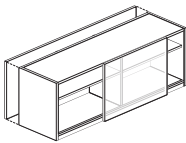


1.5H Attached Sliding Door Storage Unit for use with Convergent Worktop

H: 21 1/2"
W: 48"-108" (6" increments)
D: 23"
Finished Back Option
For Use With Convergent

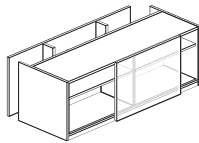


UPPER STORAGE



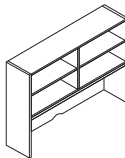
2H Attached Sliding Door Storage Unit

H: 28"
W: 48"-108" (6" increments)
D: 18"
Finished Back Option



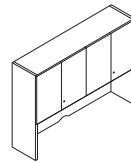
2H Attached Sliding Door Storage Unit

H: 28"
W: 48"-108" (6" increments)
D: 23"
Finished Back Option



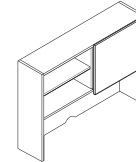
Vertical Storage Unit Open

H: 39 7/8" (1H), 52 1/2" (2H)
W: 30"-96" (6" increments)
D: 14" (letter) 16 1/2" (legal)



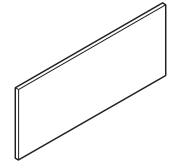
Vertical Storage Unit with Hinged Doors

H: 39 7/8" (1H), 52 1/2" (2H)
W: 30"-96" (6" increments)
D: 14" (letter) 16 1/2" (legal)
Left Or Right Hand Orientation
Lock Option



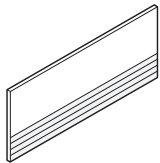
Vertical Storage Unit with Sliding Door

H: 39 7/8" (1H), 52 1/2" (2H)
W: 30"-96" (6" increments)
D: 14" (letter) 16 1/2" (legal)



Tackboard for Vertical Storage Unit

H: 24"
W: 30"-96" (6" increments)



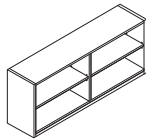
Tackboard with Slat Rail for Vertical Storage Unit

H: 24"
W: 30"-96" (6" increments)
Accommodates Jump Stuff tools



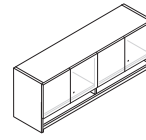
Open-Sided Shelf

H: 17" (1H), 29" (2H)
Laminate W: 30"-120" (6" increments)
Wood W: 30"-96" (6" increments)
D: 14" (letter) 16 1/2" (legal)



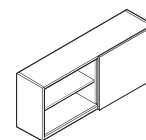
Overhead Storage Unit Open

H: 16 9/16" (1H), 29 1/8" (2H)
W: 30"-96" (6" increments)
D: 14" (letter) 16 1/2" (legal)



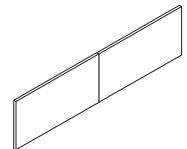
Overhead Storage Unit with Hinged Doors

H: 16 9/16" (1H), 21" (1.5H) 29 1/8" (2H)
W: 30"-96" (6" increments)
D: 14" (letter) 16 1/2" (legal)
Left Or Right Hand Orientation
Lock Option



Overhead Storage Unit with Sliding Door

H: 16 9/16" (1H), 21" (1.5H) 29 1/8" (2H)
W: 30"-96" (6" increments)
D: 14" (letter) 16 1/2" (legal)



Tackboard for Overhead Storage Units

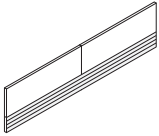
H: 18" (1H), 22" (2H)
W: 30"-96" (6" increments)



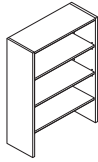
COLOR CODE

	Veneer, Laminate, Paint on Wood, Glass		Veneer, Laminate, Glass		Veneer, Laminate		Veneer
	Veneer, Laminate, Paint on Wood		Veneer, Laminate, Fabric		Veneer, Fabric		Fabric

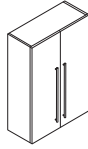
FREESTANDING STORAGE



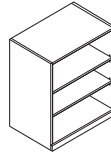
Tackboard with Slat Rail for Overhead Storage Units
H: 18" (1H), 22" (2H)
W: 30"-96" (6" increments)
Accommodates Jump Stuff tools



Stack-On Bookcase
H: 39 7/8" (1H), 52 1/2" (2H)
W: 30", 36"
D: 14" (letter) 16 1/2" (legal)



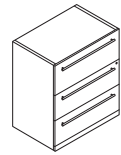
Stack-On Storage Cabinet with Hinged Doors
H: 39 7/8" (1H), 52 1/2" (2H)
W: 30", 36"
D: 14" (letter) 16 1/2" (legal)
Lock Option



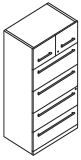
3H Open Cabinet
H: 41 5/8"
W: 30", 36"
D: 19", 24"



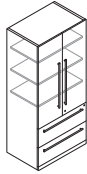
3H Cabinet with Doors
H: 41 5/8"
W: 30", 36"
D: 19", 24"
Lock Option



Freestanding Lateral File
H: 41 5/8" (3H), 55 5/16" (4H)
W: 30", 36"
D: 19", 24"
Mitre-fold or Wood Drawer



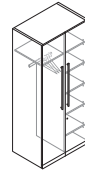
Freestanding Lateral File with Storage Cabinet
H: 69" (5H), 81 5/8" (6H)
W: 30", 36"
D: 19", 24"
Mitre-fold or Wood Drawer
Lock Option



Combination Unit
FH: 69" (5H), 81 5/8" (6H)
W: 30", 36"
D: 19", 24"
Mitre-fold or Wood Drawer
Lock Option



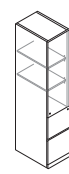
Wardrobe with Open Cabinet
H: 69" (5H), 81 5/8" (6H)
W: 30", 36"
D: 19", 24"
Left or Right Handed
Lock Option



Wardrobe with Closed Storage Cabinet
H: 69" (5H), 81 5/8" (6H)
W: 30", 36"
D: 19", 24"
Lock Option

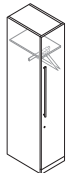


Personal Storage Tower with F/F/F and Valet
H: 69" (5H), 81 5/8" (6H)
W: 24"
D: 24"
Mitre-fold or Wood Drawer
Left or Right Handed
Lock Option

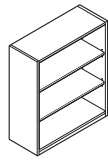


Storage Tower
H: 69" (5H), 81 5/8" (6H)
W: 15 1/2"
D: 19", 24"
Mitre-fold or Wood Drawer
Left or Right Handed
Lock Option

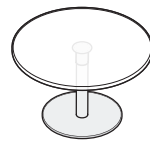
COLLABORATION



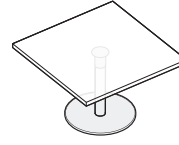
Freestanding Wardrobe Tower
H: 69" (5H), 81 5/8" (6H)
W: 16"
D: 24"
Left or Right Handed
Lock Option



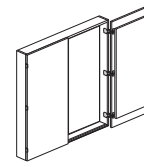
Freestanding Bookcase
H: 28" (2H), 41 5/8" (3H), 55 5/16" (4H), 69" (5H), 81 5/8" (6H)
W: 30", 36"
D: 14" (letter), 16 1/2" (legal)



Round Table
H: 29 1/4"
diameter: 30"-48" (6" increments)



Square Table
H: 29 1/4"
W: 30", 36", 42"
D: 30", 36", 42"



Presentation Board
H: 48"
W: 48"
D: 5 3/8"

COLOR CODE











■ Veneer, Laminate, Paint on Wood, Glass	■ Veneer, Laminate, Glass	■ Veneer, Laminate	■ Veneer
■ Veneer, Laminate, Paint on Wood	■ Veneer, Laminate, Fabric	■ Veneer, Fabric	■ Fabric

Masters Finish Options








Masters Series can be specified with a mix of materials, including veneers, fabrics, laminates, paints, and glass. Within the high-pressure laminate offering alone, choose from a large array of patterns—from solid colors to realistic wood grains.

Veneer

GRADE A

							
Double Cut Apple Gate	Double Cut Beachwood	Double Cut Butternut	Double Cut Dune	Double Cut Ebony	Double Cut Echo	Double Cut Melba	Double Cut Sorrel
							
Double Cut Wenge	Natural Double Cut Hazel Walnut						

Natural Veneer

						
Figured Anegre Golden	Beech Beech	Cherry Heritage Cherry	Maple Natural Maple	Walnut Clear on Quarter Cut	White Oak Clear on Rift Cut	Red Oak Brindle

25+ Additional Options Available

For detailed information regarding grain direction, please refer to the Specification Guide in the Masters Series Price Book on haworth.com.

Paint on Wood

GRADE A

		
Polar	Vapor	Stormy


Laminate

GRADE A




Linen Beige Chalk Platinum Putty Charcoal Graphite Gray Tone

GRADE B



Maple Medium Cherry Amber Cherry Brazilwood Columbian Walnut Field Elm Grey Elm Landmark Wood



Neo Walnut New Age Oak Phantom Ecru Phantom Pearl River Cherry Sanara Williamsburg Cherry

Additional Options Available
For detailed information regarding grain direction, please refer to the Specification Guide in the Masters Series Price Book on haworth.com.

Trim

GRADE A



Charcoal Pitch

GRADE B



Smooth Plaster Sky Blue

GRADED



Metallic Silver Metallic Champagne Chrome

25+ Additional Trim Options


Fabric

GRADE A



Striae
Band
10 colors available


GRADE B




Tailored
Seam
11 colors available




Classic
Musical
10 colors available



Hue
Froth
16 colors available



Camp
Cot
14 colors available



Reverb
Boomy
16 colors available

GRADE F

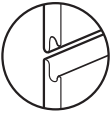


White Backpainted
Low Iron
Additional Options Available

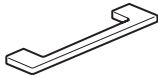
130+ Additional Fabric Options

Glass

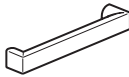
Pull Options



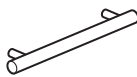
Finger



Linear



Classic

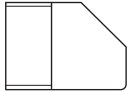


Bar

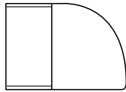
Edge Profiles



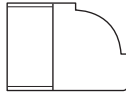
Square Edge
(Veneer & Laminate)



Bevel Edge
(Veneer)



Radius Edge
(Veneer)



Traditional Edge
(Veneer)

For more specification details, please reference price list or surfaces.haworth.com.

Haworth is a registered trademark of Haworth, Inc.
©Haworth, Inc. 2018 07.18
haworth.com/masters | 800.344.2600