

Reside™

Desking





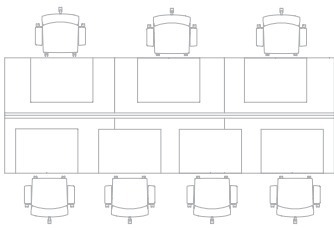
GREATER EFFICIENCY RESIDES IN THE WORKPLACE

Reside Desking blends the best of European design with advanced workplace knowledge to span a wide range of applications and support the most dynamic work environments.

Haworth Design Studio and Struppler Industriedesign in Munich have created this highly personal, intelligent desking line to integrate gracefully into any workplace. Reside Desking attentively accommodates workers' needs today and well into the foreseeable future.

Reside Desking was designed by Haworth Design Studio and Struppler Industriedesign, Munich.

SIMPLY SOPHISTICATED BENCHING



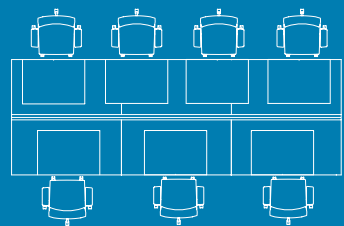
Designed as a responsive, comprehensive line of desking, benching, and tables, Reside beautifully adapts to a variety of aesthetics, workstyles, and environments.

Its purposeful, minimal lines and straightforward materials convey Reside’s international perspective, while the smart, structural approach and extensive functionality respond to today’s workplace needs. A broad offering ensures that Reside Desking can support virtually endless applications throughout the environment.



RESIDE WITH FREEDOM

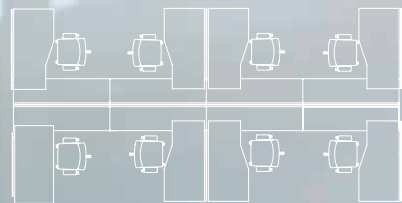
From intimate offices to expansive spaces, Reside maximizes density requirements and user comfort to accommodate growing and changing teams. Structurally robust Reside Benching can easily span the longest lengths with minimal support, providing a clean finished look and exceptional knee clearance. Add Belong™ blotters and worksurface seams disappear, balancing comfort for all users.



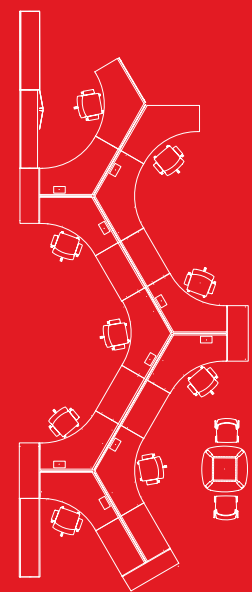


RESIDE WITH CHANGING NEEDS

Whether in a tranquil managerial setting or a busy office, in a single workstation or a team benching application, Reside Desking effortlessly suits a range of workspaces and embraces the changes faced by organizations every day. Its simple, flexible design naturally assimilates to the task or application at hand.



Select desk shapes, structural options, linking elements, and extensions to create the ideal workspace for any environment. Available in a wide range of colors and materials, Reside Desking can promote individual expression or reflect the needs and boundaries of the group.



FROM INDIVIDUAL TO TEAM

AS ORGANIZATIONS BECOME MORE COLLABORATIVE AND WORKERS SPEND INCREASED TIME IN TEAMS, WORKPLACES ARE EVOLVING TO SUPPORT INTERACTION. STILL, INDIVIDUALS OFTEN REQUIRE VARYING DEGREES OF PRIVACY AND INTERACTION THROUGHOUT THE DAY AND ACROSS PROJECTS. RESIDE DESKING CATERS TO THESE SHIFTS IN WORKSTYLE TO ENHANCE USER PERFORMANCE AND SATISFACTION.

Reside worksurfaces in strategic shapes—including 120-degree applications—support unique workstyles, job functions, and preferred orientation.

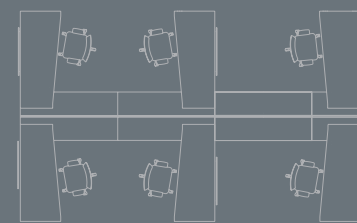




Reside Desking strikes a balance between the needs of the user and those of the organization. Individual desking solutions can be personalized to each user's needs, while accompanying tables bring groups together to share ideas. Ample storage configurations and integrated power options further enhance functionality for workers and teams.



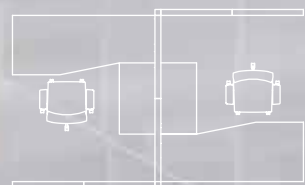
RESIDE DESKING,
BESIDE STORAGE, AND
BELONG ACCESSORIES
WERE DESIGNED IN TANDEM
TO INTEGRATE SEAMLESSLY,
ADAPT TO CHANGES,
AND EXTEND PLANNING
POSSIBILITIES FOR A
UNIQUELY FUNCTIONAL
WORKSPACE.



THE EASE OF DESIGNING SPACE

Blend Reside Desking and Beside Storage for exceptional design freedom and simplified storage-based planning. Here, Beside Storage delineates boundaries and provides shared storage of files and artifacts, while Reside tables support team collaboration. Individual workstations leverage Reside Desking for a complete environment.





FUTURE ASSURANCE

Reside Desking, Beside Storage, and Belong Accessories are part of the Haworth Integrated Palette™ – a platform of products designed to be great alone, yet even better when applied together. Mix Reside with Beside Storage, Compose® Systems, Patterns™ Architectural Interiors, and Planes® Tables for a consistent, cohesive environment.

The Integrated Palette makes it easy to meet user needs, support organizational goals, and provide future assurance, connecting physically and aesthetically to new Haworth products as an organization grows.

CHOICE

A choice of worksurface supports, including the Straight Leg, Angled Leg, Hoop Leg, or a combination of the Straight and Angled, extend your design options. Choices such as worksurfaces, return shapes, and a light scale knife edge or edge band provide design flexibility.



Straight and Angled Legs



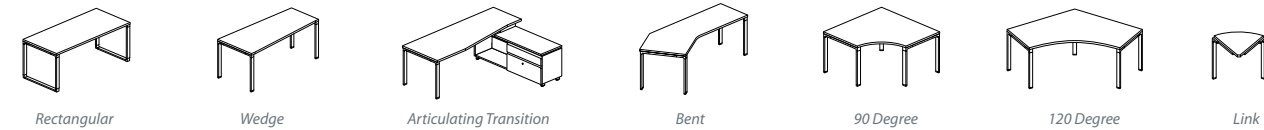
Knife Edge



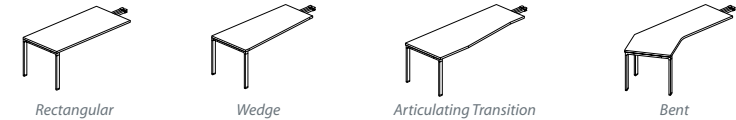
Articulating Transition Worksurface

RESIDE DESKING/Statement of Line

Worksurfaces



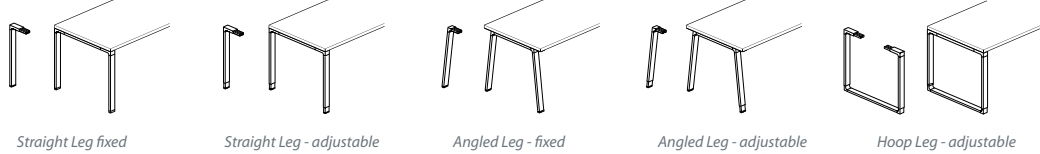
Returns



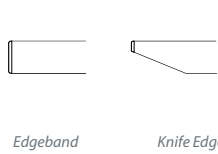
Tables



Leg Options

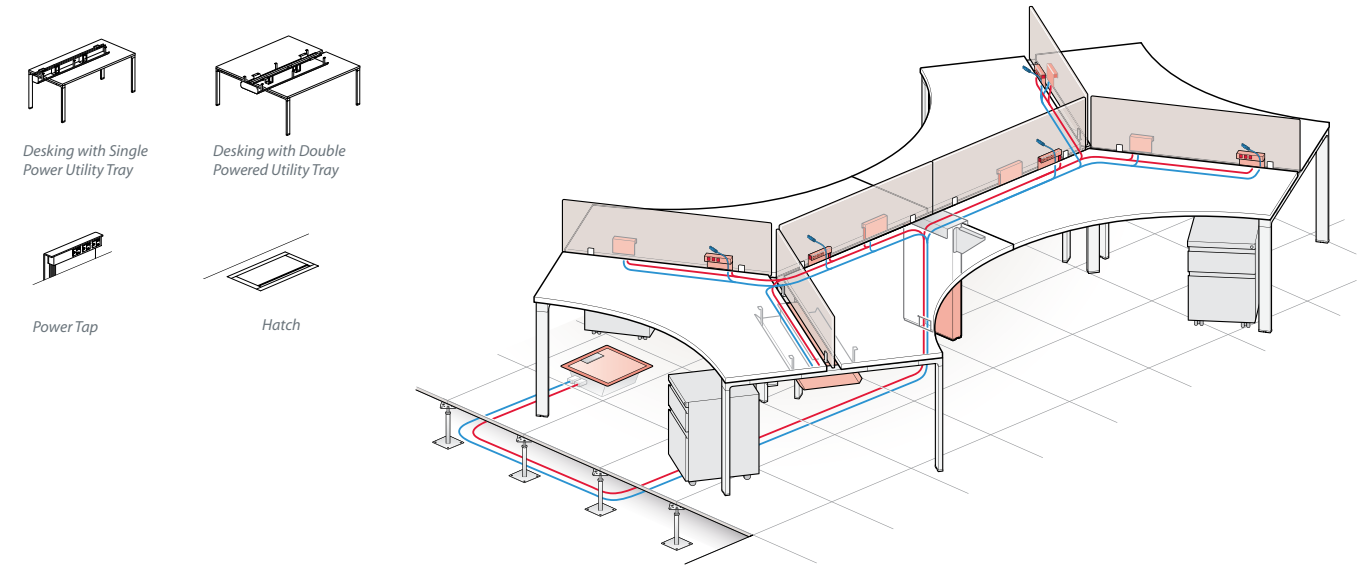


Edge Options



Understanding Power in Reside

Reside provides power and data capacity with Power Base™. This industry leading power platform provides both 3 and 4 circuit solutions for any workspace application. The Utility Tray holds wires and cabling under worksurfaces. Power is routed via the Power Tap or Hatch.



PERSONALIZE YOUR WORKSPACE

Belong Accessories offer an array of products to support a broad range of needs. Choose clean and simple work tools, such as paper trays, tool cups, and generous blotters. Incorporate more technical tools such LED lights, monitor arms, and worksurface-height power taps. You may also select privacy screens in a variety of heights.



Hanging Sorter / Mini Shelf / Tool Cup / Stacking Tray



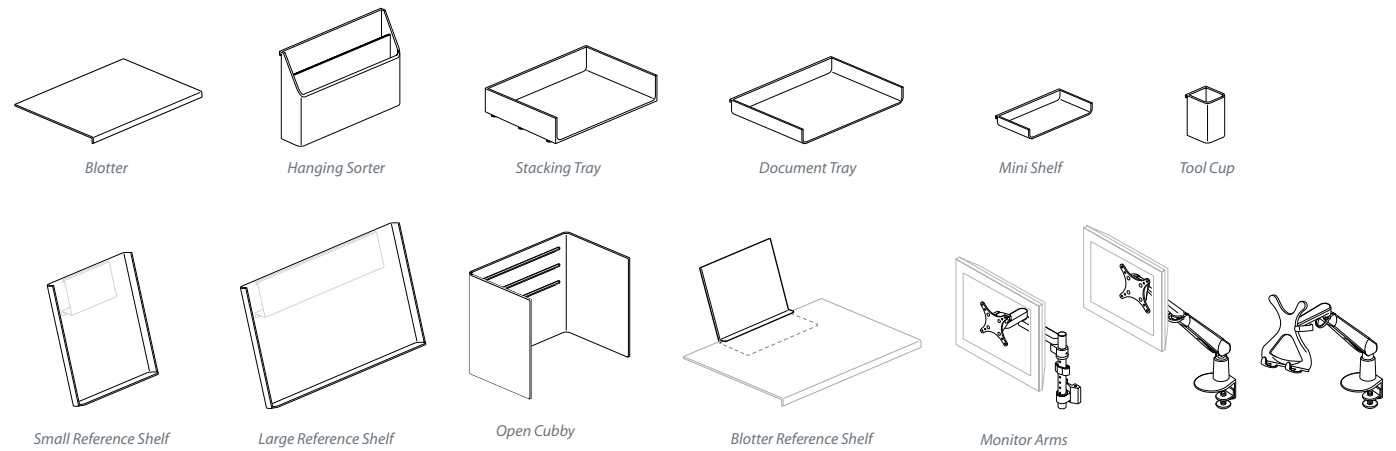
Blotter Reference Shelf



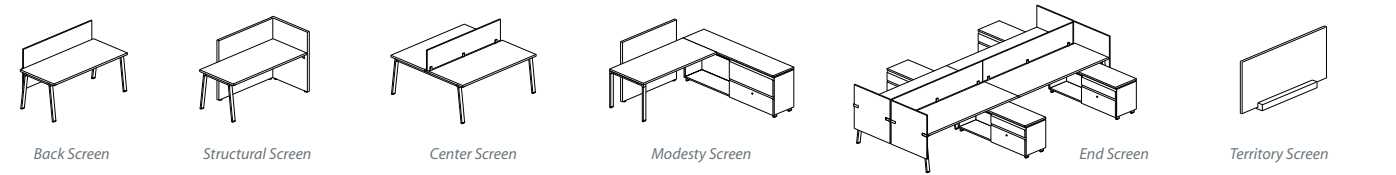
LED Light

BELONG ACCESSORIES/Statement of Line

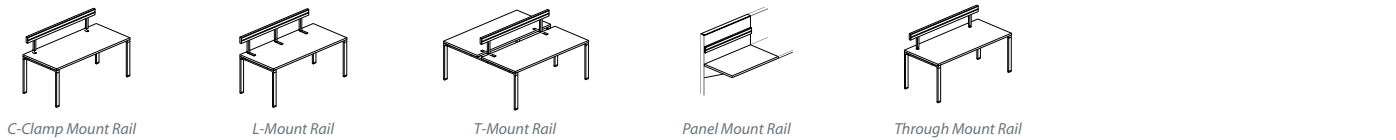
Work Tools



Screens



Tool Rails



FEATURED FABRICS & FINISHES



Cover
Reside Benching: Linen Laminate, Knife Edge
Metallic Silver Angled Leg

Belong Accessories: Center Screen in Clear Glass,
Blotter in Haworth Brisa White

Zody® Task Seating: Haworth Brisa White Seat,
Fog Mesh Back, Smoke Trim and Arm Cap,
Polished Aluminum Base

LIM® Y Undersurface Mount Lamp:
Brushed Aluminum



Page 3
Reside Desking: Melba Finish, Knife Edge, Metallic
Silver Angled Leg

Very® Task Seating: Haworth Brisa White Seat,
Fog Mesh Back, Fog Trim and Arm Caps, Polished
Aluminum Base



Page 4/5
Reside Benching: Linen Laminate, Knife Edge,
Metallic Silver Angled Leg

Belong Accessories: Center Screen in Clear Glass,
Blotter in Haworth Brisa White

Zody Task Seating: Haworth Brisa White Seat, Fog
Mesh Back, Smoke Trim and Arm Cap, Polished
Aluminum Base

LIM™ Y Undersurface Mount Lamp:
Brushed Aluminum



Page 7/8/9
Reside Benching: Linen Laminate; 3mm Edgeband,
Metallic Silver Straight Leg

Beside Storage: Accent Orange and Plaster Paint,
Linen Laminate, Metallic Silver Straight Leg

Belong Accessories: Blotter in Haworth Brisa
Sea Gull, Center Screen in Haworth Senza Calm,
Metallic Silver Brackets

Very Task Seating: Luna Waffle Cay, Mesh Fog Back,
Fog Trim and Arm Caps, Polished Aluminum Base

LIM Pivot Lamp: Textured White Paint

Patterns™ Storage Wrapper: Melba Finish

X Series® Storage: Plaster Paint, J Pull



Page 10
Reside Desking: Melba Finish, Knife Edge, Metallic
Silver Angled Leg

Beside Storage: Melba Finish, Accent Blue and Plas-
ter Paint, Vertical Pull, Metallic Silver Straight Leg

Very Task Seating: Haworth Brisa White Seat, Fog
Mesh Back, Fog Trim and Arm Caps, Polished
Aluminum Base

SE04 Bench: Haworth Cocktail Margarita, Brushed
Aluminum Base



Page 11
Reside Desking Articulated Transition Top: Linen
Laminate, 3mm Edgeband, Metallic Silver Hoop Leg

Beside Storage: Melba Finish, Plaster Paint, J-Pull,
Metallic Silver Straight Leg

Belong Accessories: Center Screen in Glass (custom
design applied), Metallic Silver Brackets, Blotter in
Haworth Brisa White

Very Conference: Maharam Stripes by Paul Smith
Syncopated Seat, Slate Back, Fog Trim and Arm
Caps, Polished Aluminum Base.



Page 12/13
Reside Desking Articulated Transition Top: Linen
Laminate, 3mm Edgeband, Metallic Silver Straight
Leg

Beside Storage: Melba Finish, Linen Laminate,
Plaster Paint, J-Pull, Metallic Silver Straight Leg

Belong Accessories: Back Screen and Center
Screens in Maharam Messenger Moa, Work Tools
in Snow

Zody Task Seating: Haworth Tech Zoology, Forestry
and Skill Seat, Fog Mesh Back, Smoke Trim and Arm
Caps, Polished Aluminum Base



Page 15
Reside Desking: Linen Laminate; 3mm Edgeband
Beside Storage: Melba Finish, Linen Laminate, Plas-
ter Paint, Vertical Pull, Metallic Silver Straight Leg

Planes Height Adjustable Table: Linen
Laminate, Metallic Silver Leg

Belong Accessories: Back Screen and Center
Screens in Maharam Messenger Moa, Work Tools
in Snow

X Series Storage: Melba finish, Plaster Paint, J-Pull,
Maharam Stripes by Paul Smith Syncopated Seat
Pad

Enclose Moveable Wall: Clear Glass, Markerboard,
Metallic Champagne Frame

Zody Height Adjustable Task Seating: Haworth
Tech Forestry Seat, Fog Mesh Back, Smoke Trim and
Arm Caps, Polished Aluminum Base



Page 16/17
Reside Desking: Linen Laminate, 3mm Edgeband,
Metallic Silver Straight Leg

Reside Table: Melba Finish, 3mm Edgeband, Metal-
lic Silver Angled Leg

Belong Accessories: Back Screen and Center
Screens in Maharam Messenger Moa

X Series Storage: Melba finish, Plaster Paint, J-Pull,
Maharam Stripes by Paul Smith Syncopated Seat
Pad

Zody Task Seating: Haworth Tech Zoology Seat,
Fog Mesh Back, Smoke Trim and Arm Caps, Pol-
ished Aluminum Base

Very Seminar Seating: Haworth Leef Hydrangea
Seat, Snow Perforated Back, Trivalent Chrome Base

BRAZO® Lamp: Black

Patterns Workwall: Linen Laminate



Page 18 /19
Reside Desking: Linen Laminate, 3mm Edgeband,
Metallic Silver Straight Leg

Reside Table: Retro Walnut, 3mm Edgeband,
Metallic Silver Straight Leg

Beside Storage: Retro Walnut, Linen Laminate,
Plaster Paint, J-Pull, Metallic Silver Straight Leg

Belong Accessories: Blotter in Haworth Brisa
Seagull, Back Screen in Maharam, Messenger
Poppy, Work Tools in Snow

Zody Task Seating: Haworth Tech Sci-Fi and Skill
Seat, Mesh Fog Back, Smoke Trim and Arm Caps,
Polished Aluminum Base

Very Seminar Seating: Haworth Leef Beet and
(foreground) Hydrangea (background) Seat, Snow
Perforated Back, Trivalent Chrome Base

BRAZO® Lamp: White



Page 22/23
Reside Desking: Linen Laminate, 3mm Edgeband,
Metallic Silver Straight Leg

Reside Pebble Table: Melba Finish, 3mm Edgeband
Metallic Silver Angled Leg

Beside Storage: Melba Finish, Linen Laminate,
Plaster Paint, Metallic Silver Straight Leg

Belong Accessories: Center Screen in Frosted Glass
and Maharam Messenger Moa, Back Screen in
Maharam, Messenger, Mao

Very Task Chair: Mesh Fog Back, Smoke Trim and
Arm Caps, Polished Aluminum Base

Very Seminar Seating: Haworth Leef Fennel,
Hydrangea and Beet Seats, Snow Perforated Back,
Trivalent Chrome Base



Page 24/25
Reside Desking: Linen Laminate, Knife Edge,
Metallic Silver Angled Leg (foreground)

Reside Desking: Retro Walnut Finish, 3mm
Edgeband, Metallic Silver Straight Leg
(background)

Beside Storage: Retro Walnut Finish, Linen
Laminate, Accent Red and Plaster Paint, 3mm
Edgeband

Belong Accessories: Back Screen Maharam
Messenger Moa, Center Screen in Frosted Glass

Compose®: Luna Quad Fluorite and Clear Panels,
Metallic Silver Trim

LIM Pivot Lamp: Textured White Paint

Zody Task Seating: Haworth Brisa White Seat,
Mesh Fog Back, Smoke Trim and Arm Cap, Polished
Aluminum Base

m_sit™ Lounge: Haworth Wuhl Charcoal Flannel



HAWORTH®

For more information call 800.344.2600 or 616.393.3000.
Download additional copies at haworth.com

This brochure is printed on FSC® certified U2:XG™ paper, manufactured with electricity in the form of renewable energy (wind, hydro, biogas) and contains a minimum of 30% post-consumer recovered fiber. FSC is a global benchmark for responsible forest management.



Haworth is a registered trademark of Haworth, Inc.
Printed in USA ©Haworth, Inc 2011 10.11 Item #0436
Haworth.com | Haworth-Europe.com | Haworth-Asia.com

