



Haworth Power

Technical Sheets – January 2018

Includes Accessories

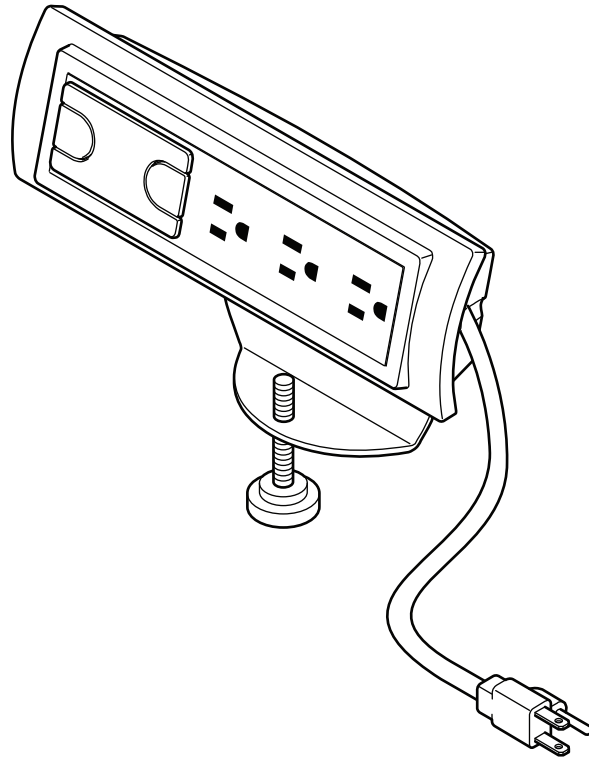
This page intentionally left blank.

Table of Contents

Desk Top Port	PA.5
Power Tap Cord	PA.7
Power Tap Conduit	PA.9
Enhanced Power Module	PA.11
Flip Top Unit	PA.13
Flush Power Module	PA.15
Workware Interface Module–Non-Switching	PA.17
Immerse Table Power Module	PA.19
Bezel Utility Module Mini Tap Power Module	PA.21
Mini Tap Power Module	PA.23
USB Retro Kit	PA.25
Planes Training Table–Quick Connect Power	PA.27
Planes Training Table –2 Circuit Power	PA.29
Workware Cable Reel	PA.31
Cable Base Cable Retractor	PA.33
Hideaway Power	PA.35
Atwell Power Module	PA.37
Edge Mount Power Module	PA.39

This page intentionally left blank.

Desktop Port



Overview

- Provides 15 Amp triplex receptacle and modular furniture telecommunications opening outlet at work surface level
- Clamps to edge of $\frac{3}{4}$ " -2" thick work surfaces and tabletops
- Available with 6 or 12 foot cord

Desktop Port

General Specifications

- 15 Amp 120V 60 Hertz rated triplex receptacle NEMA 5-15R
- Available with 6' or 12' hard usage cord with 12 AWG wire and a NEMA 5-15P Plug
- Clamps to edge of 3/4" – 2" thick work surfaces and tabletops
- Provides 1.38" x 2.71" opening for modular furniture telecommunication opening outlet mounting

Listings

- ETL listed relocatable power tap rated for 15A 120V 60 Hz
- ETL listed per UL 1363 and CSA standard C22.2 #42

Applicable Codes

- Desktop Port must be installed in accordance with the National Electrical Code (NEC), the Canadian Electrical Code (CEC), and local electrical codes

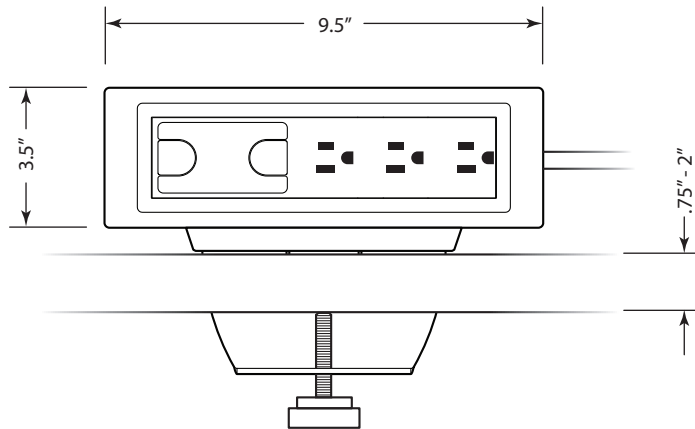
Complimentary Products

- Haworth products with work surfaces and tabletops

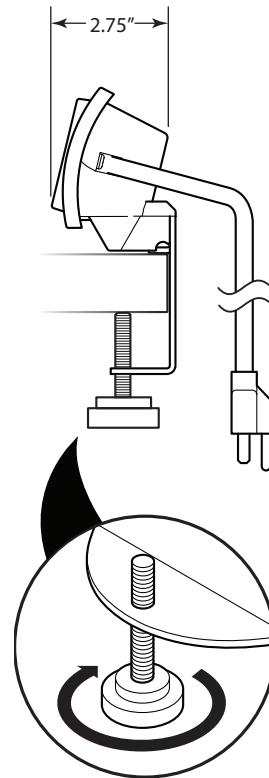
Typical Configuration

- Power access above work surface and tabletop

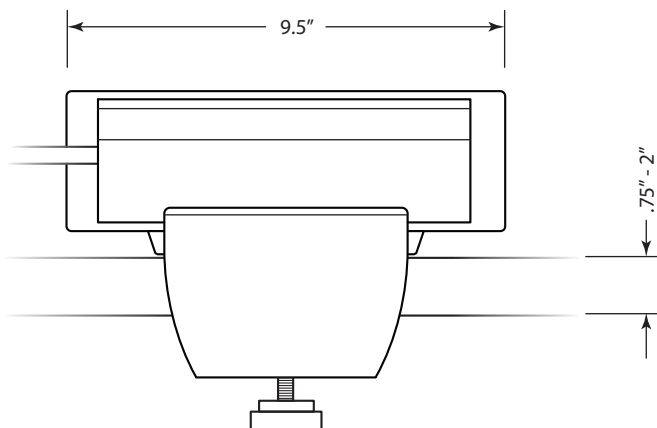
Front




Side




Back



Power Tap Cord



Power Tap
Horizontal



Power Tap
Vertical

Overview

- Provides three 15 Amp outlets
- Available with 15A cord up to 25 feet
- Available with brackets for a variety of mounting options

Power Tap Cord

General Specifications

- Three Outlets 15 Amp 120V 60 Hertz rated, NEMA 5-15R configuration
- Power cord available in 6', 9', 15' or 25' length.
- Power cord has 15 Amp plug, NEMA 5-15P configuration.

Listings

- ETL listed furniture power distribution unit rated for 15A 120V 60 Hz
- ETL listed per UL 962A and CSA standard C22.2 #21

Applicable Codes

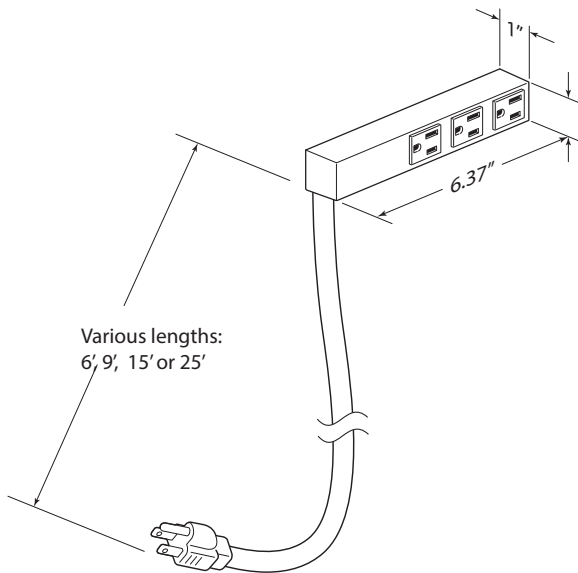
- Receptacles must be installed in accordance with the National Electrical Code (NEC), the Canadian Electrical Code (CEC) and local electrical codes

Complimentary Products

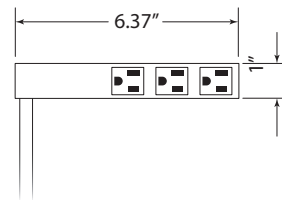
- Haworth products with work surfaces and tabletops

Typical Configuration

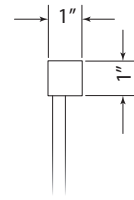
- Power access above or below worksurface outside of panel or table top.



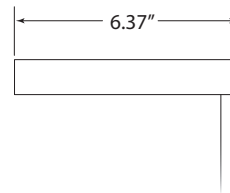
Front



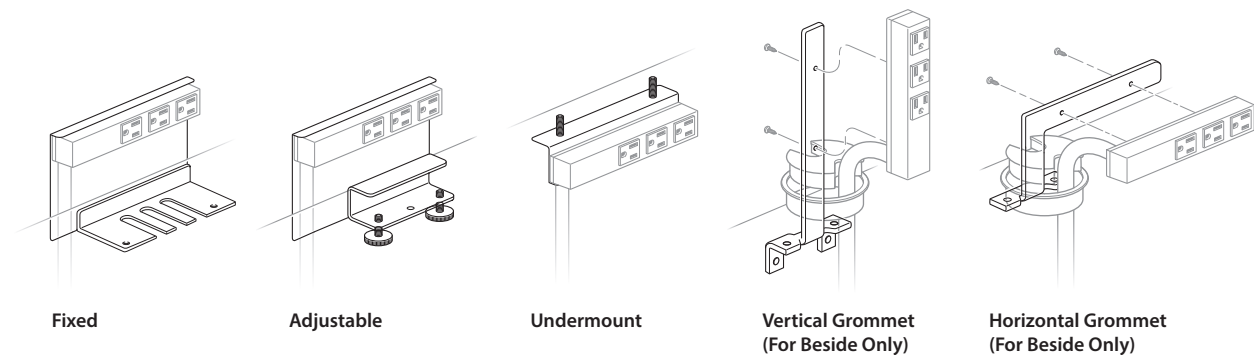
Side



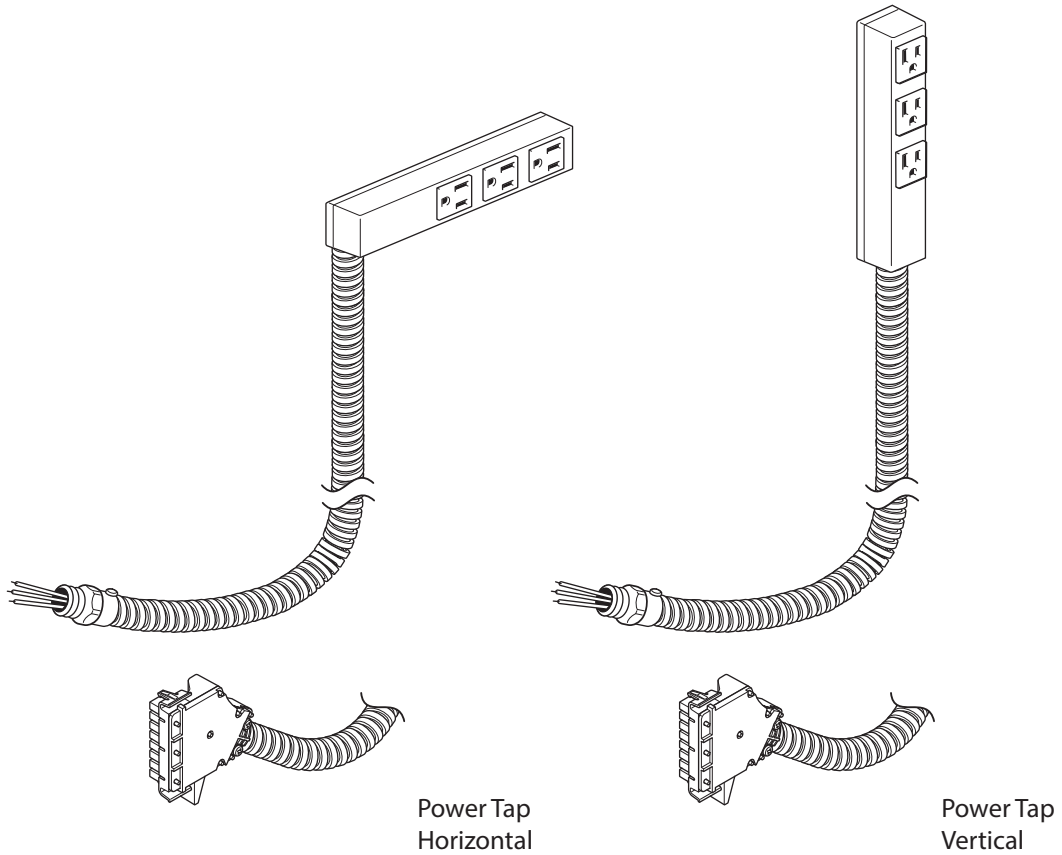
Back



Mount Options



Power Tap Conduit



Overview

- Provides three 15 Amp outlets
- Available for connection to either 3-Circuit (separate neutral) or 4-Circuit (shared neutral 8 wire configurations or single circuit hardwire configuration)
- Available with brackets for a variety of mounting options.

Power Tap Conduit

General Specifications

- Three Outlets 15 Amp 120V 60 Hertz rated, NEMA 5-15R configuration
- Fixed circuit access with common ground access. Specify access to circuit 1, 2, 3 or 4.
- Power Base connector snaps into power distribution assembly mounted on furniture
- Modular power connector is polarity keyed for 3 circuit, 4 circuit (2+2) and 4 circuit (3+1) configurations
- 3 Circuit System
 - Three line, three neutral, and two ground conductors
 - Color coded black
- 4 Circuit System
 - Four line, two neutral, and two ground conductors
 - 4 Circuit (2+2) configuration is color coded with blue connector
 - 4 Circuit (3+1) configuration is color coded with green connector
- System polarity keyed for 3 circuit, 4 circuit (2+2) and 4 circuit (3+1)

Listings

- ETL listed per UL Subject 111 and CSA C22.2 #42

Applicable Codes

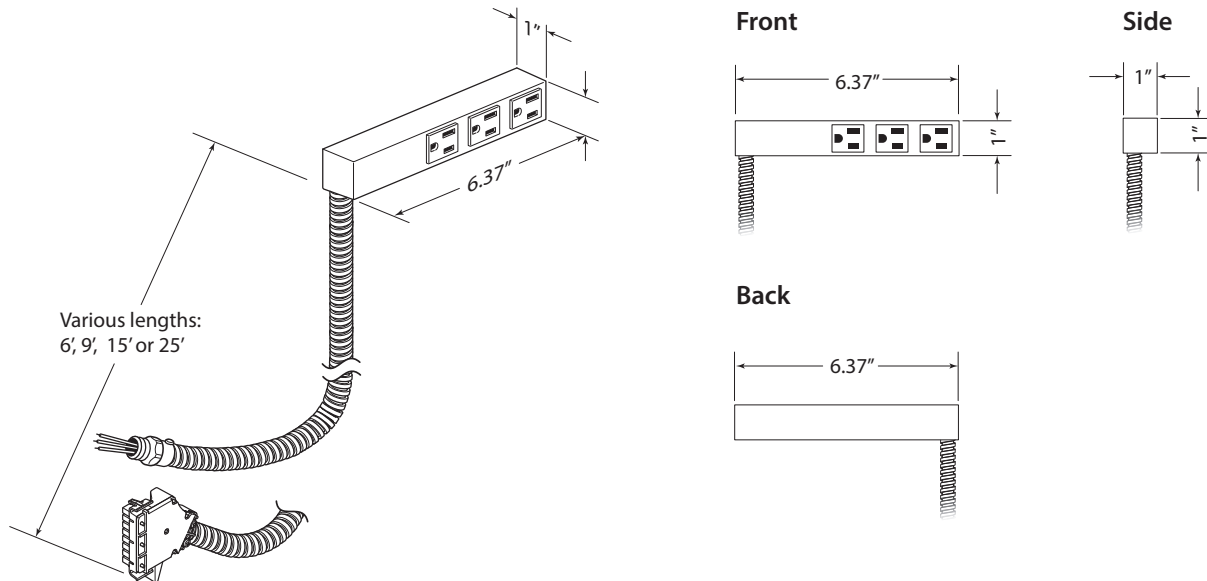
- Receptacles must be installed in accordance with the National Electrical Code (NEC), the Canadian Electrical Code (CEC) and local electrical codes

Complimentary Products

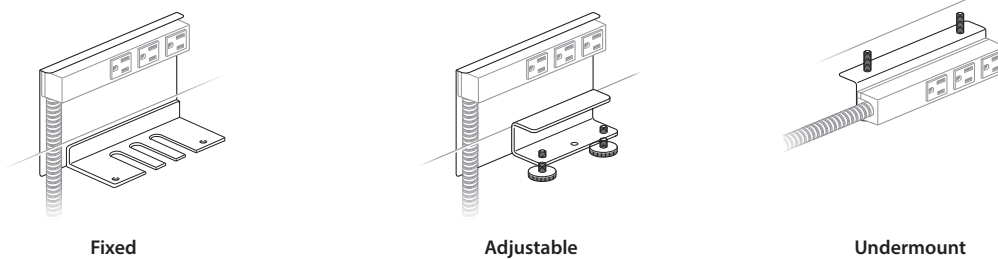
- Haworth products with work surfaces and tabletops

Typical Configuration

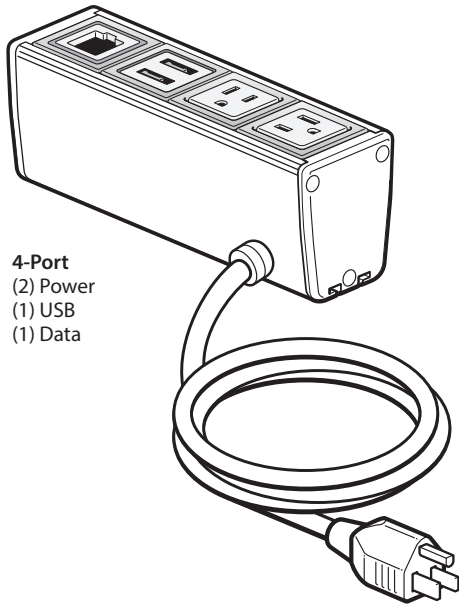
- Power access above or below worksurface outside of panel or table top, above worksurface of Beside® storage cabinet.



Mount Options

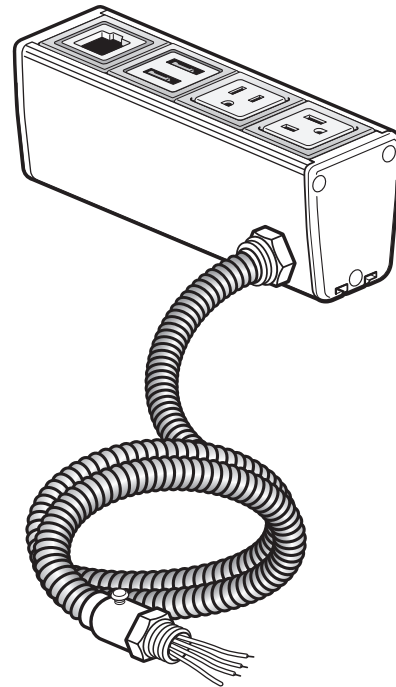


Enhanced Power Module



4-Port
(2) Power
(1) USB
(1) Data

Adaptable Worksurfaces®
Reside®
Intuity®
Suite®
Tactics®



Overview

- Provides Power, USB charging, AV 3, 4 or 6 port modules.
- Mounts with variety of brackets to edge or below worksurface or on horizontal or vertical surfaces.
- Available with 6 foot cord or flexible metal conduit.

Enhanced Power Module

General Specifications

- Power Module body can be configured with several combinations of power, USB charger or AV ports. See pricebook for specific combinations available.
- Power port includes one 15 Amp 120V 60Hertz rated receptacle NEMA 5-15R configuration
- USB charger port includes two USB 2.0 style A outlets with 4.0 Amp (shared) charging capacity
- Available with a variety of mounting brackets-see pricebooks for specific brackets.
- Available with 6 foot SJT power cord with 15A plug (NEMA 5-15P)
- Available with 6 flexible galvanized steel conduit with fitting for 1/2" knockout
- Available in black anodized aluminum frame with black ports or clear anodized aluminum frame with white ports

Listings

- UL listed relocatable power tap rated for 15A 120V 60 Hz
- Cord - UL listed per UL 962A and CSA standard C22.2 #308
- Conduit - UL listed per UL Subject 111 and CSA C22.2 #42, #62, & #62.1

Applicable Codes

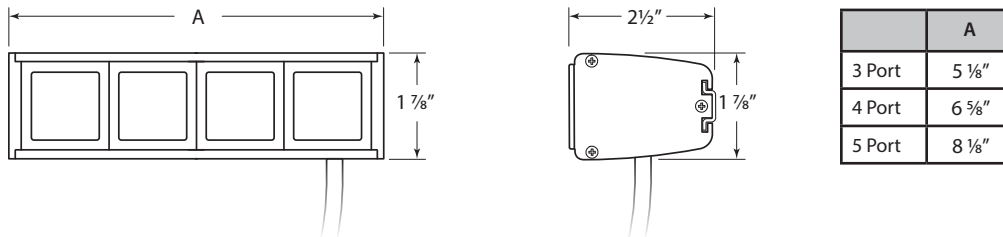
- Power Module must be installed in accordance with the National Electrical Code (NEC), the Canadian Electrical Code (CEC), and local electrical codes

Complementary Products

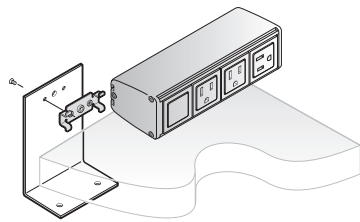
- Haworth Adaptable worksurfaces, Reside®, Intuity®, Suite® and Tactics® furniture

Typical Configuration

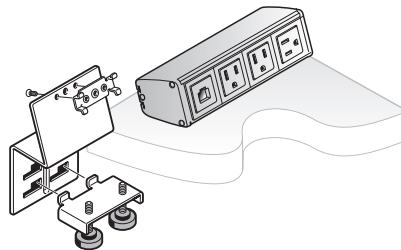
- Mounted in worksurface or table. Mounted on side wall of side table or credenza



Above The Worksurface Applications

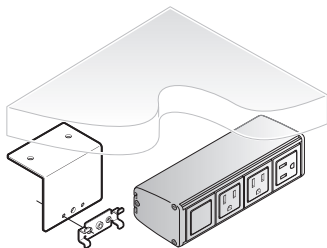


Enhanced Power Module Bracket - Above Worksurface Fixed

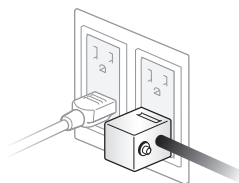


Enhanced Power Module Bracket - Above Worksurface Adjustable

Below The Worksurface Applications

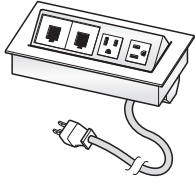


Enhanced Power Module Bracket - Under Worksurface Fixed

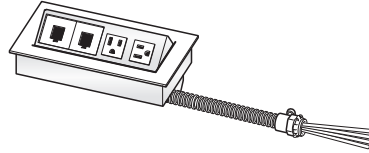


Circuit Breaker Plug

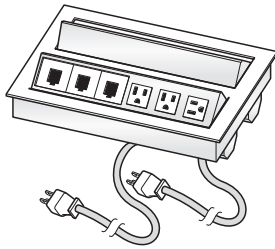
Flip Top Unit



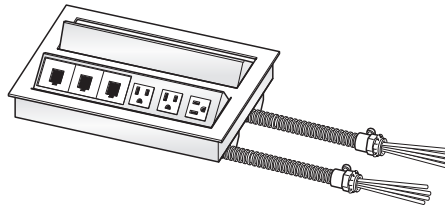
Single-Sided
Corded



Single-Sided
Hardwired



Double-Sided
Corded



Double-Sided
Hardwired

Overview

- Provides Power, USB charging, A/V or cable access in desk top housing that flips up for access or can be closed for unobstructed work space.
- Available in single and double sided configuration
- Mounts in cut out 3/4" - 2" thick work surfaces and tabletops
- Available with 6-foot or 12 foot cord or flexible metal conduit
- Available with clear anodized finish with white outlets or black anodized finish with black outlets

Flip Top Unit

General Specifications

- Flip Top Power Module body can be configured with several combinations of power, USB charger, Data, A/V or cable access ports, see price book for specific combinations available
- Power port includes one 15 Amp 120V 60Hertz rated receptacle NEMA 5-15R configuration
- USB charger port includes two USB 2.0 style A outlets with 4.0 Amp (shared) charging capacity
- Cable Bay uses two port locations and provides two $\frac{3}{16}$ " grommets for routing cables
- Available with 6 foot or 12 foot SJT power cord with 15A plug (NEMA 5-15P)
- Available with 6 or 12 foot flexible galvanized steel conduit with fitting for $\frac{1}{2}$ " knockout
- Available in black anodized aluminum frame with black ports or clear anodized aluminum frame with white ports

Listings

- UL listed relocatable power tap rated for 15A 120V 60 Hz
- Cord - UL listed per UL 962A and CSA C22.2 #308
- Conduit - UL listed per UL Subject 111 and CSA C22.2 #42, #62, & #62.1

Applicable Codes

- Flip Top Unit must be installed in accordance with the National Electrical Code (NEC), the Canadian Electrical Code (CEC), and local electrical codes

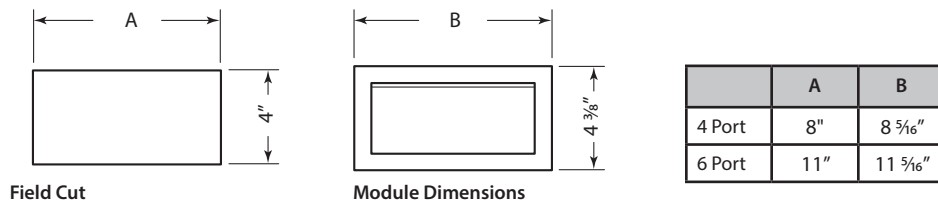
Complementary Products

- Haworth products with work surfaces and tabletops

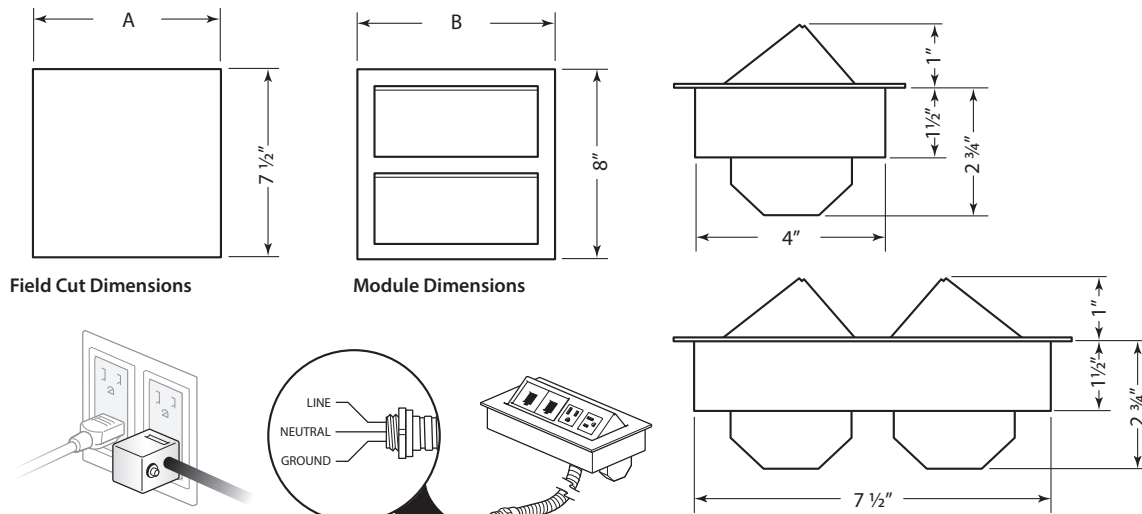
Typical Configuration

- Power access above work surface and tabletop

Single-Sided



Double-Sided

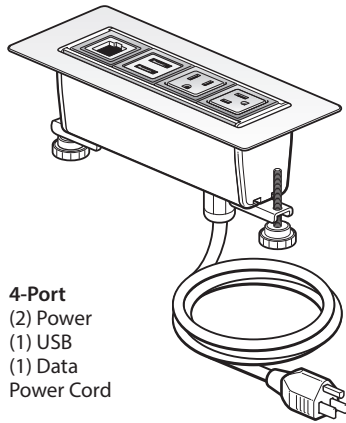


Circuit Breaker Plug

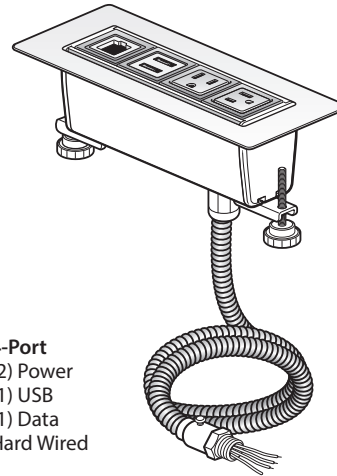
Conduit

Flush Mount Power Module

Adaptable Worksurfaces
Reside®
Tactics®
Suite®
LTB



4-Port
(2) Power
(1) USB
(1) Data
Power Cord



4-Port
(2) Power
(1) USB
(1) Data
Hard Wired

Overview

- Provides Power, USB charging, Data or cable access in 3, 4 or 6 port modules (4 port shown above).
- Mounts flush to horizontal or vertical surfaces.
- Available with 6 foot or 12 foot cord or flexible metal conduit.

Flush Mount Power Module

General Specifications

- Flush mount body can be configured with several combinations of power, USB charger, Data or cable access ports. See price book for specific combinations available
- Power port includes 15 Amp 120V 60Hertz rated receptacle NEMA 5-15R configuration
- USB charger port includes two USB 2.0 style A outlets with 4.0 Amp (shared) charging capacity
- Data Port accomodates various data and A/V connector with provided adapters
- Cable Bay uses two port locations and provides two 5/16" grommets for routing cables through Flush Mount body. Recessed cavity provides 2" deep cavity to stow cable head
- Provided with brackets to mount to 3/4" - 1 3/4" thick surface
- Available with 6 foot or 12 foot SJT power cord with 15A plug (NEMA 5-15P)
- Available with 6 foot or 12 foot flexible galvanized steel conduit with fitting for 1/2" knockout
- Available in black or white colors
- Requires field cutout

Listings

- UL listed relocatable power tap rated for 15A 120V 60 Hz
- Cord - UL listed per UL 962A and CSA standard C22.2 No. 308
- Cord - UL listed per UL Subject 111 and CSA C22.2 #42, 62, & 62.1

Applicable Codes

- Power Module must be installed in accordance with the national Electrical Code (NEC), the Canadian Electrical Code (CEC) and local electrical codes

Complementary Products

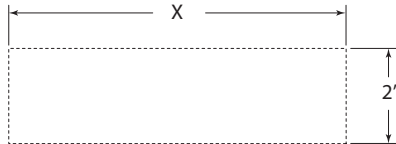
- Haworth Adaptable worksurfaces, Reside®, Intuity®, Tactics®, Suite® and LTB furniture

Typical Configuration

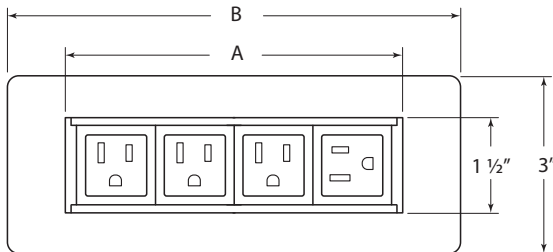
- Mounted in worksurface or table. Mounted on vertical surface of side table or credenza

Field Cutout

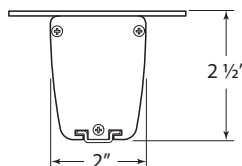

	X
3 Port	5 1/4"
4 Port	6 3/4"
6 Port	9 3/4"



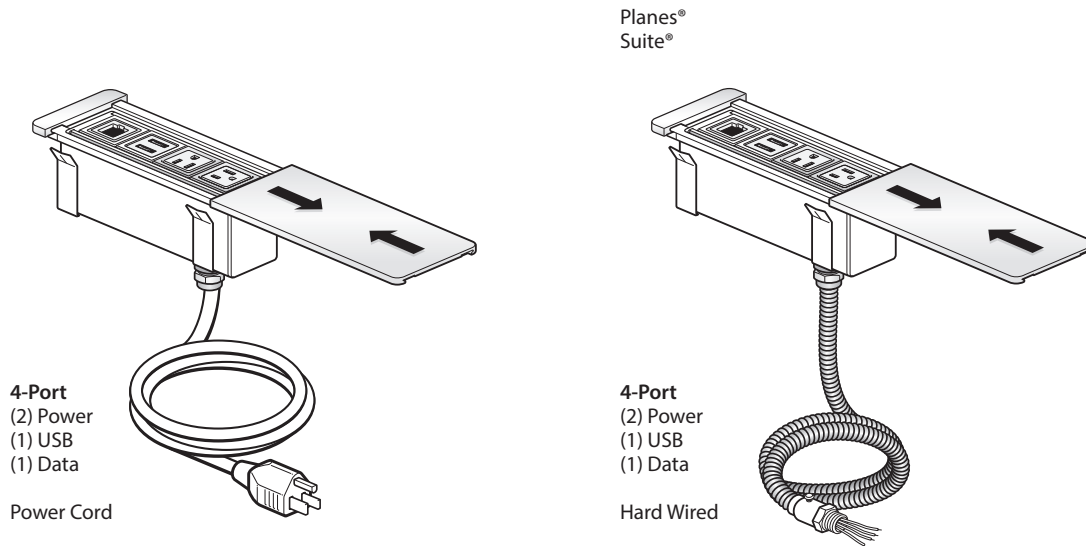
Module Sizes



	A	B
3 Port	4 3/4"	6 3/4"
4 Port	6 1/4"	8 1/2"
6 Port	9 1/4"	11 1/4"



Workware Interface Module - Non-Switching



Overview

- Provides Power, USB charging, Data or cable access in 4 or 6 port modules (4 port shown).
- Mounts flush to horizontal with sliding lid improved aesthetic when not in use.
- Available with 6 foot or 12 foot cord or flexible metal conduit.

Workware Interface Module - Non-Switching

General Specifications

- Workware Interface body can be configured with several combinations of power, USB charger, Data or cable access ports. See price book for specific combinations available
- Power port includes 15 Amp 120V 60Hertz rated receptacle NEMA 5-15R configuration
- USB charger port includes two USB 2.0 style A outlets with 4.0 Amp (shared) charging capacity
- Data Port accomodates various data and A/V connector with provided adapters
- Cable Bay uses two port locations and provides two 9/16" grommets for routing cables through Flush Mount body. Recessed cavity provides 2" deep cavity to stow cable head
- Provided with mounting brackets to mount to 3/4" thick or greater wood, particle board or MDF worksurface
- Available with 6 foot or 12 foot SJT power cord with 15A plug (NEMA 5-15P)
- Available with 12 foot flexible galvanized steel conduit with fitting for 1/2" knockout
- Available in clear anodized aluminum body with black ports or painted exterior with black ports
- Requires field cutting or specification of factory cut option

Listings

- UL listed relocatable power tap rated for 15A 120V 60 Hz
- Cord - UL listed per UL 962A and CSA standard C22.2 #308
- Cord - UL listed per UL Subject 111 and CSA C22.2 #42, 62, & 62.1

Applicable Codes

- Power Module must be installed in accordance with the national Electrical Code (NEC), the Canadian Electrical Code (CEC) and local electrical codes

Complementary Products

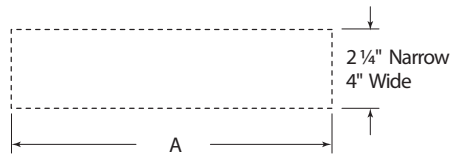
- Haworth Planes® conference tables, Suite® furniture

Typical Configuration

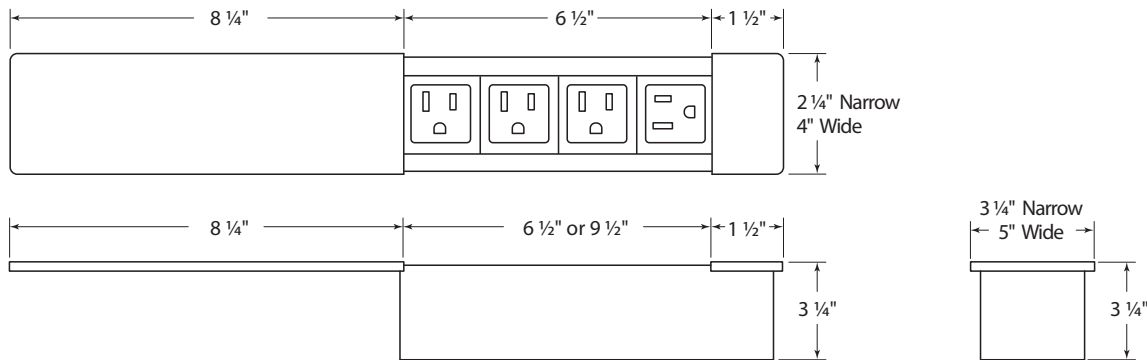
- Mounted in worksurface or table

Field Cutout Dimensions

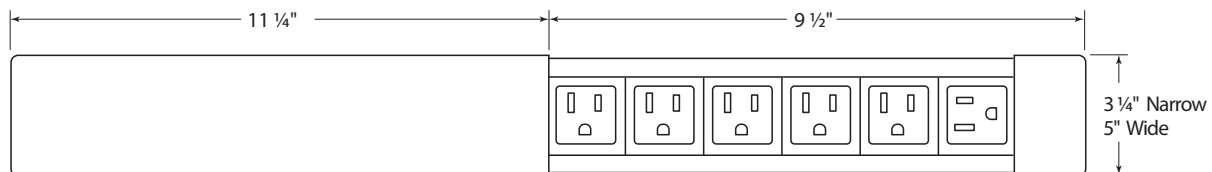
	A
4 Port	8 7/8"
6 Port	11 7/8"



Module Dimensions for 4 Port

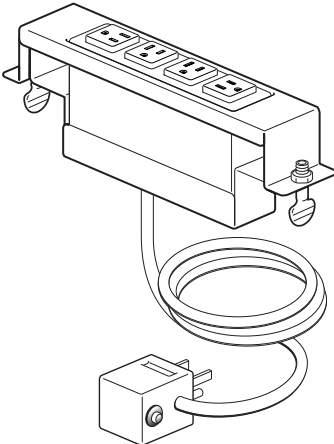


Module Dimensions for 6 Port

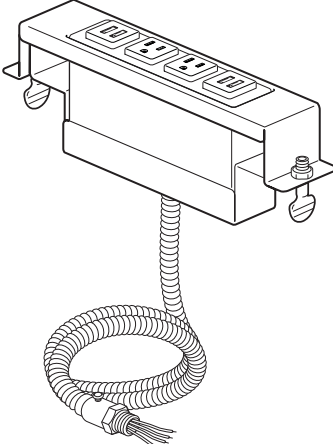


Immerse Table Power Module

4-Port
(2) Power
(1) USB
(1) Data



Circuit Breaker Plug



Hardwired

Overview

- Provides Power, USB charging 4 port modules.
- Mounts to round or oblong tray on Immerse table top.
- Available with 6-foot, 12-foot, or 21-foot cord or 6-foot of 12-foot flexible metal conduit.

Immerse Table Power Module

General Specifications

- Power Module body can be configured with several combinations of power, USB charger ports. See pricebook for specific combinations available.
- Power port includes one 15 Amp 120V 60Hertz rated receptacle NEMA 5-15R configuration
- USB charger port includes two USB 2.0 style A outlets with 2.0 Amp (shared) charging capacity
- Power Modules mount to round or Oblong Immerse tray.
- Available with black 6-foot, 12-foot or 21-foot SJT power cord with 15A plug (NEMA 5-15P)
- Available with 6-foot or 12-foot flexible galvanized steel conduit with fitting for 1/2" knockout.
- See pricebook for receptacle color options.

Listings

- UL listed furniture power distribution unit rated for 15A 120V 60 Hz.
- UL listed per UL 962A and CSA standard C22.2 #21 and #42.

Applicable Codes

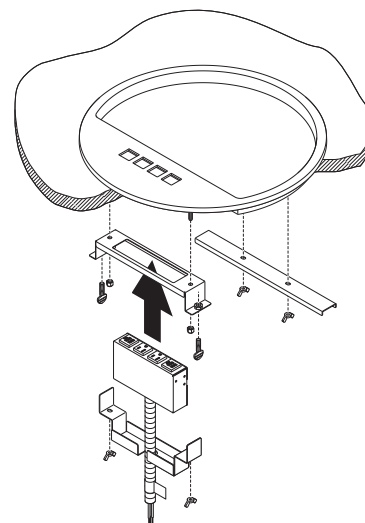
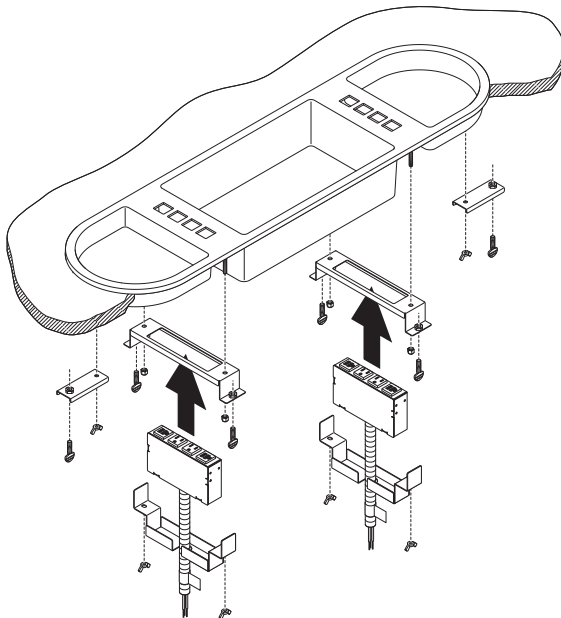
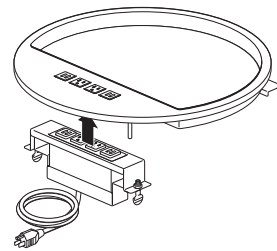
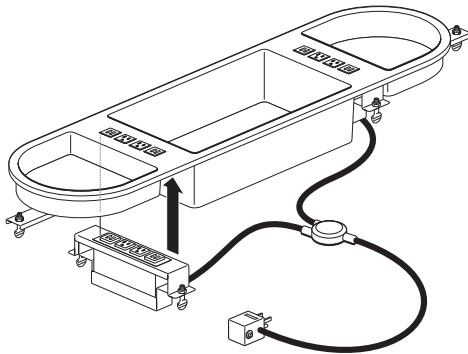
- Power Module must be installed in accordance with the national Electrical Code (NEC), the Canadian Electrical Code (CEC) and local electrical codes.

Complimentary Products

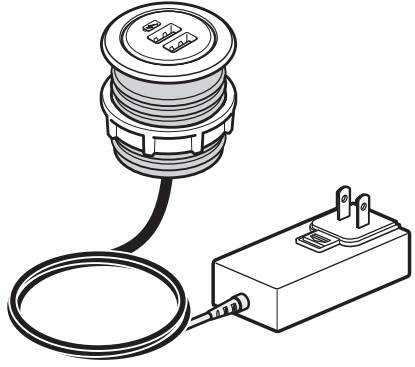
- Haworth Immerse table.

Typical Configuration

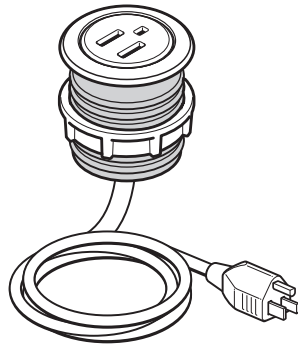
- Mounted in Immerse table top.



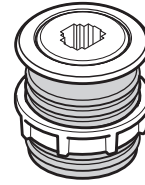
Bezel Utility Module



USB



Power



Data

Overview

- Provides 2 USB charger outlet, one 15A receptacle or one data port. Round or square face (round shown).
- Mounts easily through 1- $\frac{3}{4}$ " hole.
- Available with 6 foot or 12 foot cord.

Bezel Utility Module

General Specifications

- Two outlet USB charger with two USB 2.0 style A outlets with 2.0 Amp (shared) charging capacity.
- 15 Amp 120V 60Hertz rated receptacle NEMA 5-15R configuration
- Available with 6 foot or 12 power cord
- USB cord has transformer plug at end of 6 or 12 foot cord
- Data port provided with adapter ring for most RJ45 jacks, HDMI or VGA coupler sold separately
- Available in black or white colors
- Available with 2 inch diameter round face or 2 inch square face
- Mounts through field cut 1 3/4" diameter hole through surfaces 3/4" to 2" thick

Listings

- USB charger outlets-UL 1310 and CSA C22.2 #203
- Power receptacles Corded-UL 962A and CSAC22.2 #308
- Power receptacles Conduit-UL Subject 111 and CSA C22.2 #42, #62 and #62.1

Applicable Codes

- Power Module must be installed in accordance with the National Electrical Code (NEC), the Canadian Electrical Code (CEC), and local electrical codes

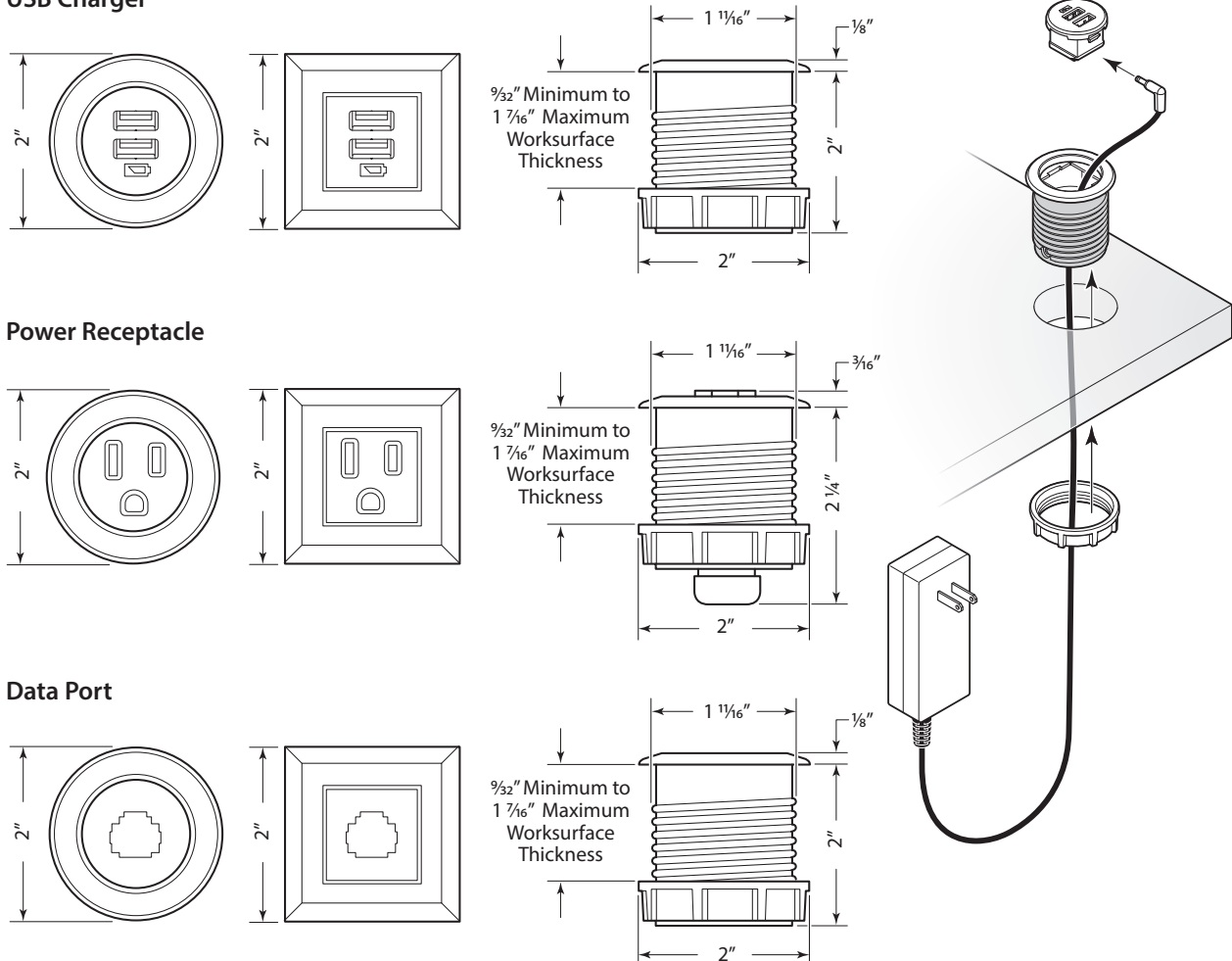
Complementary Products

- Haworth Unigroup® Too, PLACES®, PREMISE®, Compose® panel systems, Reside®, Besie®, Intuity®, Tactics® and Enclose® furniture

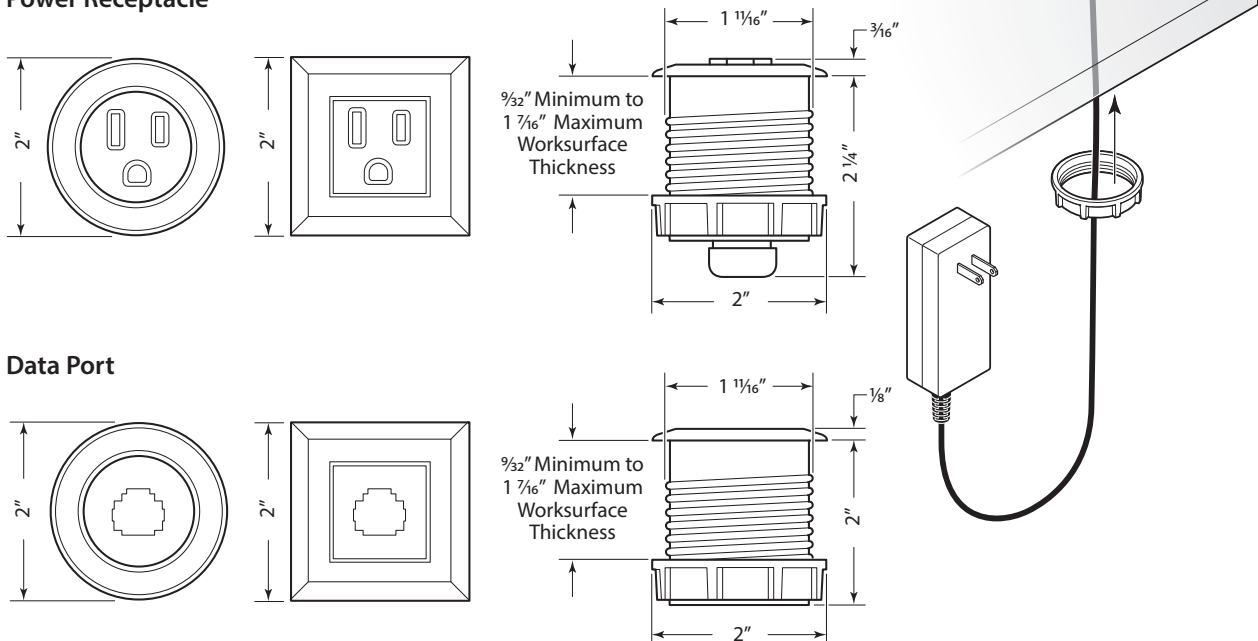
Typical Configuration

- Mounted in worksurface or table. Mounted on side wall of side table

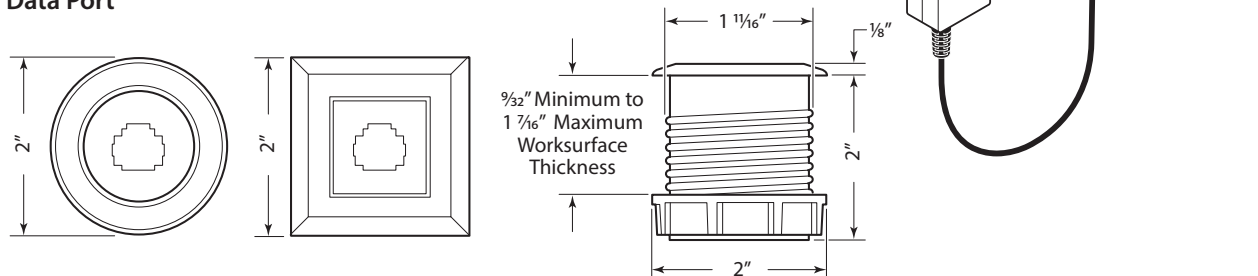
USB Charger



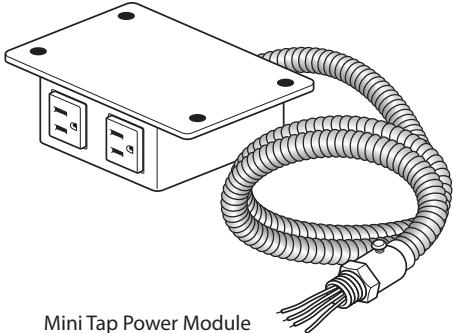
Power Receptacle



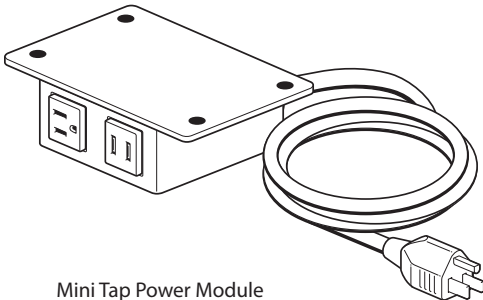
Data Port



Mini Tap Power Module



Mini Tap Power Module
(2) Power



Mini Tap Power Module
(1) Power
(1) USB Charger

Overview

- Provides two 15A power outlets or one Power and one USB charger
- Available with corded or hardwired connection

Mini Tap Power Module

General Specifications

- Two port steel box available with two power or 1 power/1 USB configuration
- 15 Amp receptacle (NEMA 5-15R) configuration
- Two outlet USB charger with two USB 2.0 style A outlets with 2.0 Amp (shared) charging capacity
- 6 foot cord with 15 Amp plug (NEMA 5 15)
- 6 foot flexible steel conduit infeed with fitting for use with ½" knockout

Listings

- UL listed 15A 120V 60 Hz
- Corded - UL listed per UL 962 A and CSA standard C22.2 #08
- Conduit - UL listed to UL Subject 111 and CSA C22.2 #42, #62, & #62.1

Applicable Codes

- The power module must be installed in accordance with the National Electrical Code (NEC), the Canadian Electrical Code (CEC) and local electrical codes

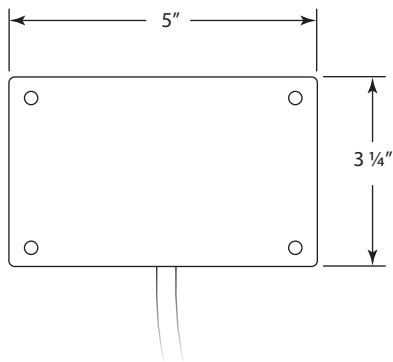
Complementary Products

- Haworth TBD storage divider

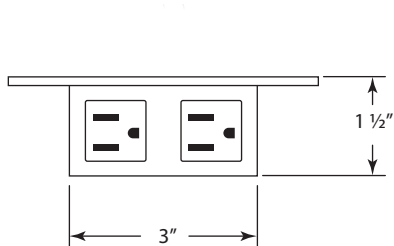
Typical Configuration

- Mounted in TBD storage divider

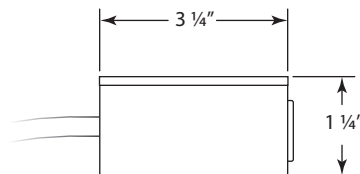
Top



Front

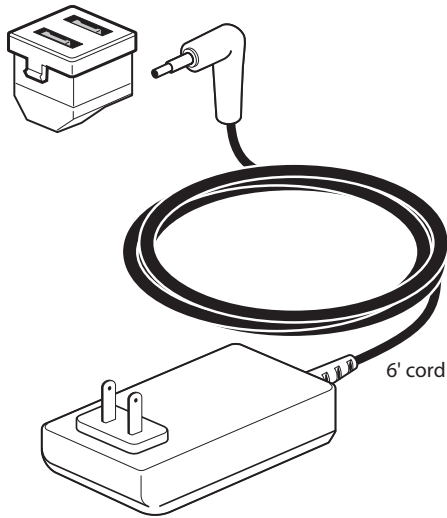


Side

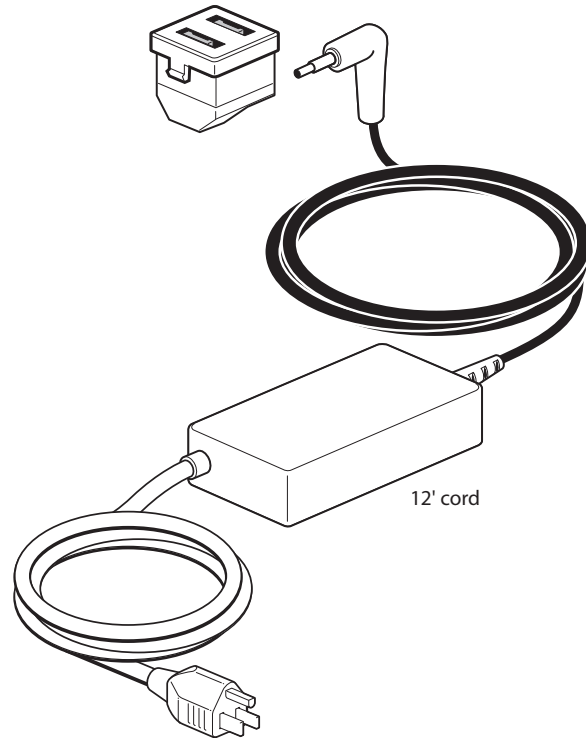


Retrofit USB Charging Cable

Enhanced Power Module
Flip Top Power Module
Flush Mount Power Module
Workware® Interface Module



Retrofit USB Charging Cable



Overview

- Provides 2 USB charger outlets
- Can be used to add USB charging to Enhanced Power Module, Flip Top, Flush Mount data port location
- Available with 6 or 12 foot cord

Retrofit USB Charging Cable

General Specifications

- Two outlet USB charger with two USB 2.0 style A outlets with 2.0 Amp (shared) charging capacity
- Available with transformer plug at end of 6 foot cord

Listings

- UL listed transformer plug
- UL listed to UL 1310 and CSA C22.2 #223

Applicable Codes

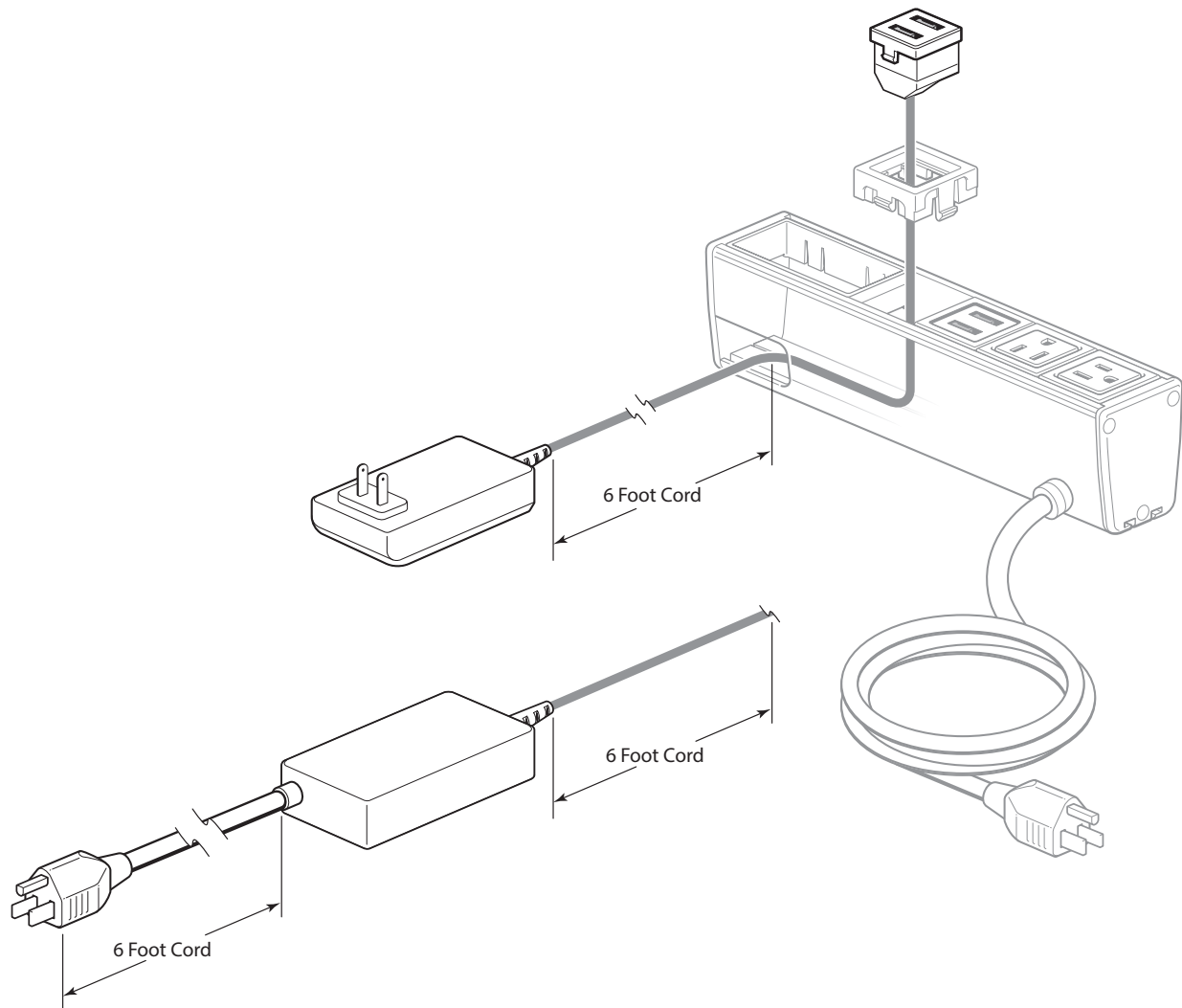
- USB retro kit is low voltage class 2 device which must be installed in accordance with the national Electrical Code (NEC), the Canadian Electrical Code (CEC) and local electrical codes

Complementary Products

- Haworth Enhanced power Module, Flip Top power module, flush mount power module Workware® interface

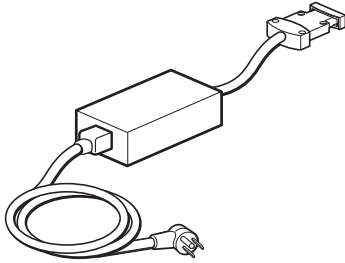
Typical Configuration

- Mounted in data port location of power module

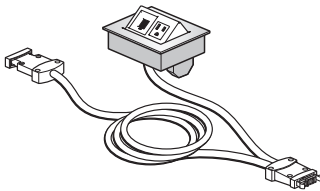


Planes Training Table - Quick Connect Power

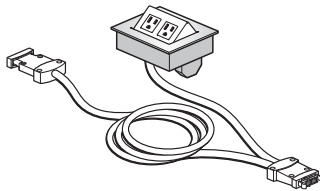
Starter Box – POWER IN



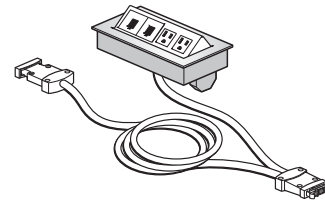
Flip Top Unit – POWER OUT



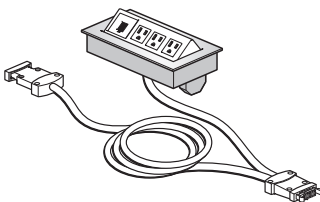
1 Power/1 Data
Bezel: 5 $\frac{5}{16}$ " W x 4 $\frac{7}{16}$ " D



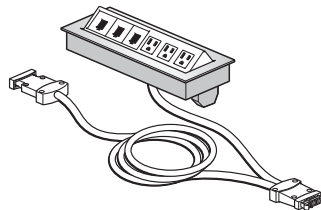
2 Power/0 Data
Bezel: 5 $\frac{5}{16}$ " W x 4 $\frac{7}{16}$ " D



2 Power/2 Data
Bezel: 8 $\frac{5}{16}$ " W x 4 $\frac{7}{16}$ " D




3 Power/1 Data
Bezel: 8 $\frac{5}{16}$ " W x 4 $\frac{7}{16}$ " D



3 Power/3 Data
11 $\frac{5}{16}$ " W x 4 $\frac{7}{16}$ " D

Pass-Through Connector – POWER THROUGH



Overview

- Provides power components for training table environment with frequent reconfigurations.
- Starter box controls length of circuit-up to 8 modular connections (8 Flip Top Units and/or Pass Through Connectors per Starter Box).
- Flip Top Power Module provides power/USB access above table top.

Planes Training Table - Quick Connect Power

General Specifications

- Single 15 Amp circuit extra hard use cord
- Starter box has 10 foot cord with 15A plug (NEMA 5-15P), 15 Amp circuit breaker and quick connect for next table. Starter box automatically turns off power if more than 8 quick connections are made
- Quick Connect Power Module has modular connector to plug into starter table and allows connection for another table. Available in 2, 4 or 6 port configurations. Data Port accomodates various data and A/V connector with provided adapters
- Table pass through connector qith quick connectors to carry circuit through non-powered table or pie shaped connector table top
- Starter box bracket (separately specified) made from 18 gauge steel painted black for mounting starter box to bottom of table. Not required when used with Haworth Flip Top Planes training tables

Listings

- UL listed 15A 120V 60 Hz
- UL listed per UL 962 and CSA standard C22.2 #203

Applicable Codes

- Quick Connect power must be installed in accordance with the National Electrical Code (NEC), the Canadian Electrical Code (CEC) and local electrical codes

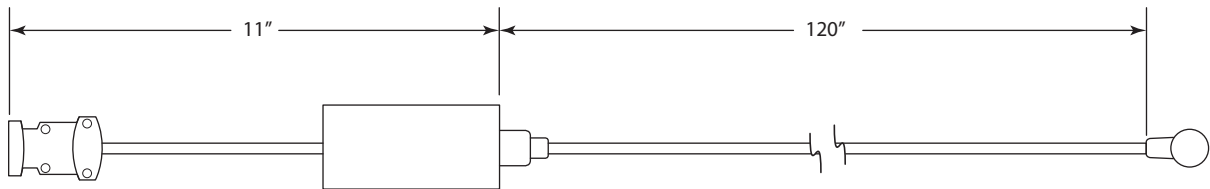
Complementary Products

- Haworth Planes® training tables

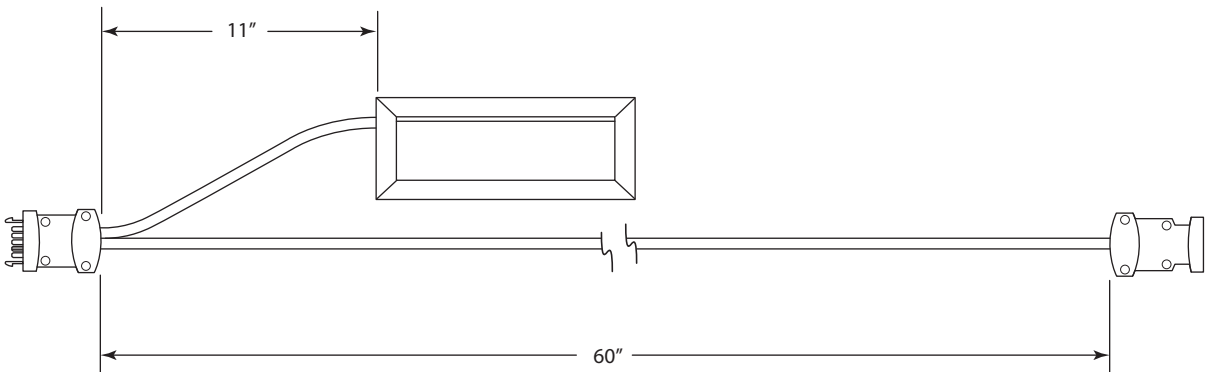
Typical Configuration

- Mounted in tables that can be mechanically fastened together

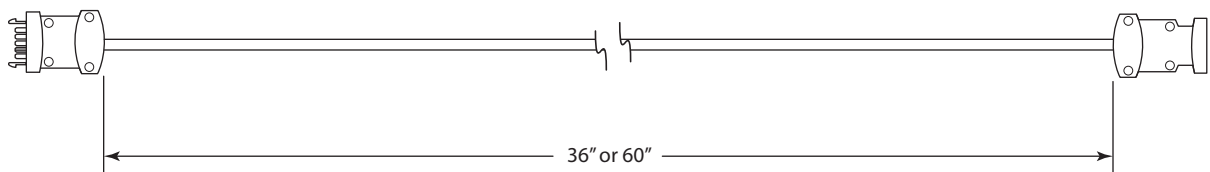
Starter



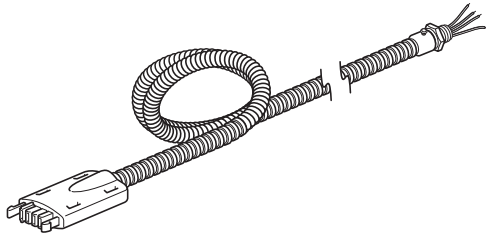
Flip Top Unit



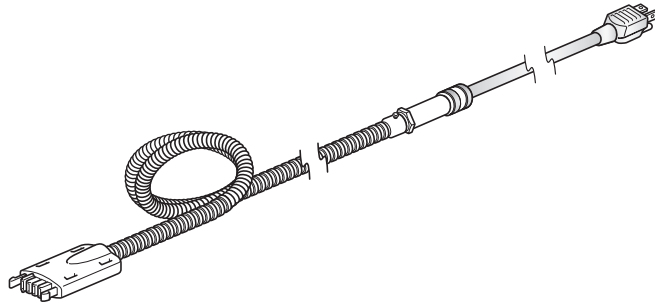
Pass Thru



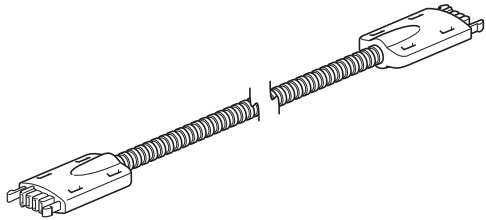
Planes Training Table - 2 Circuit Power



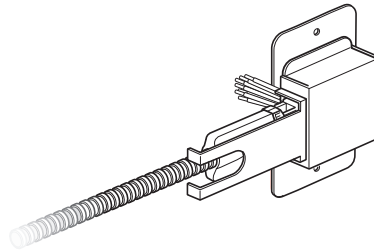
Hardwire Modular Base Feed
- POWER IN



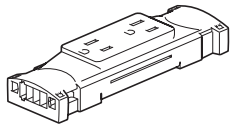
Single Circuit Corded Base Feed
- POWER IN



Jumper-Power Through



Wall Feed
- POWER IN



Receptacle



Four-Port Splitter

Overview

- Provides power components for stationary training table environment.
- Provides two 20 Amp circuits with receptacles below the table top.
- Corded table top power modules may be used to access power on top of worksurface.

Planes Training Table - 2 Circuit Power

General Specifications

- Modular power distribution with two 20 Amp circuits with shared neutral
- Flexible conduit infeed with fitting for use with ½" knockout
- Single circuit 15 Amp plug (NEMA 5-15P) available for connection to building receptacle
- Jumpers are constructed with four 12 gauge (AWG) wire in galvanized steel flexible conduit with modular power connectors at each end
- Duplex 15 Amp (NEMA 5-15R) Receptacles have modular connectors to mate with Jumpers
- Wall feed with painted steel plate for 4" square junction box has modular connector to mate with Jumper
- Receptacle block connector plastic connector used to joint receptacles

Listings

- UL listed 20A 120V 60 Hz
- UL listed per UL 962 and CSA standard C22.2 #203

Applicable Codes

- 2 circuit power must be installed in accordance with the National Electrical Code (NEC), the Canadian Electrical Code (CEC) and local electrical codes

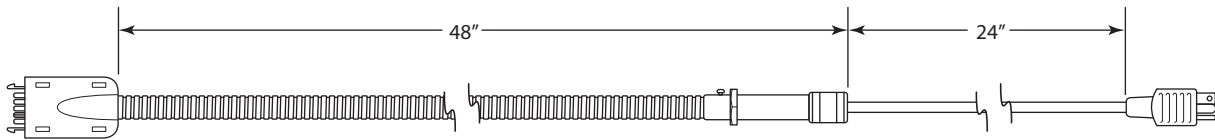
Complementary Products

- Haworth Planes® training tables
- Planes®, if®, Tactics® and 450 series tables (Non Plug-In Version)

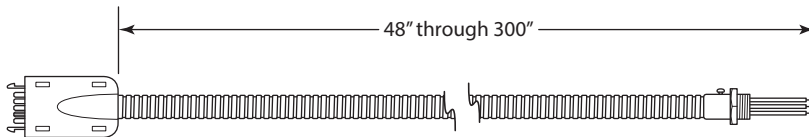
Typical Configuration

- Mounted in tables that can be mechanically fastened together and are moved frequently

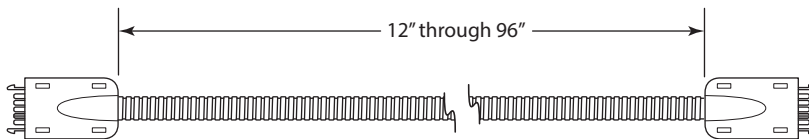
Single Circuit Corded Base Feed – POWER IN



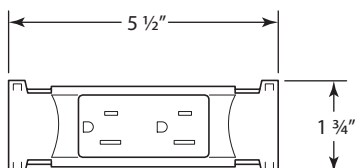
Hardwire Modular Base Feed – POWER IN



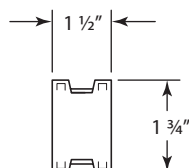
Tables Pass-Through Connector – POWER THROUGH



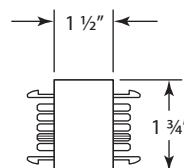
Receptacle



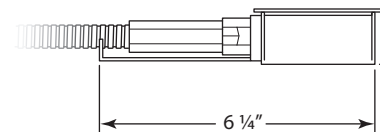
Four-Port Splitter



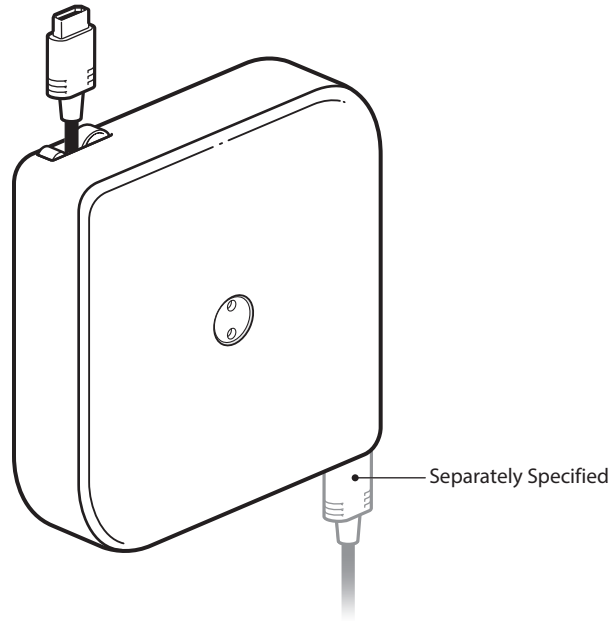
Receptacle Block Connector



Wall Feed – POWER IN



Workware Cable Reel



Workware Cable Reel

Overview

- Provides spring loaded cable retraction.
- Can be mounted in Planes Table Base or directly under table.
- Cable extends up to 60 inches from face of reel with ratcheted stops.

Workware Cable Reel

General Specifications

- Available with HDMI, VGA, 3.5mm audio, Cat 6, USB 2.0 or Display Port cables
- Extendable Cable has male connector head, female connector provided on back of cable reel
- Housing has integral mounting hooks and snap latch for quick mounting.
- Cable extends 60 inches from face of cable reel. Mounting and routing details may decrease amount of accessible cable

Applicable Codes

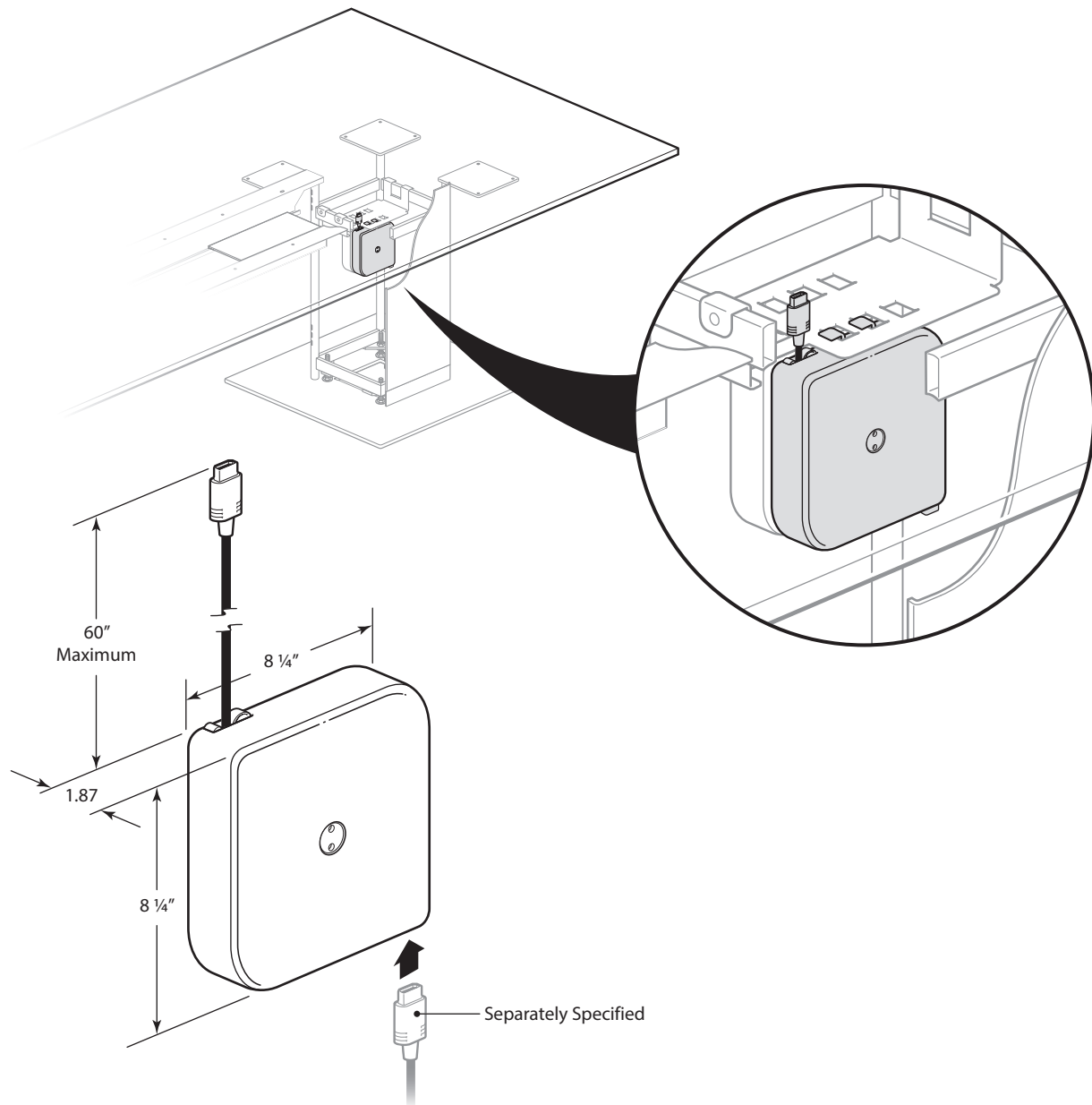
- Cable reel contains low voltage cables which must be installed in accordance with the National Electrical Code (NEC), the Canadian Electrical Code (CEC) and local electrical codes

Complementary Products

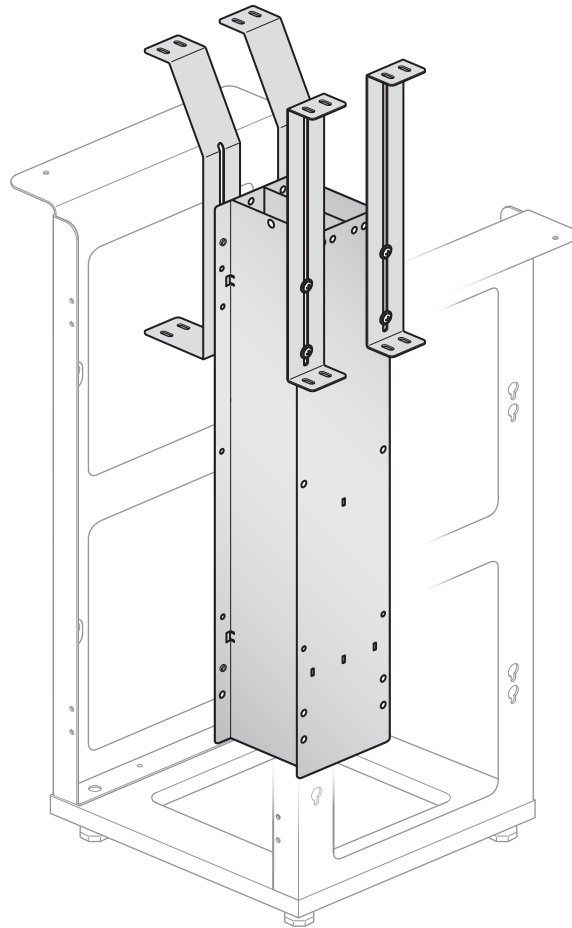
- Haworth Flip Top power module, flush mount power module, Workware® interface, Planes® conference table Column Base

Typical Configuration

- Mounted to table worksurface below Workware® interface or flush mount module.



Cable Base Cable Retractor



Cable Base Cable Retractor

Overview

- Provides gravity wheel to retract cable into individual chute.
- Mounts to bottom of table.
- Provides up to 34" of cable travel.

Cable Base Cable Retractor

General Specifications

- Round gravity wheel pulls cable back into 1.5" x 4" chute
- Works with separately specified HDMI, VGA, 3.3mm audio, Cat 6, or Display Port cables
- Recommend 10 foot or longer cables be used with cable retractor
- Mounting brackets allow screws to fasten retractor to bottom of table
- Chutes must be installed vertically to allow gravity to retract cables
- Available in 2, 4 or 6 chute configurations

Applicable Codes

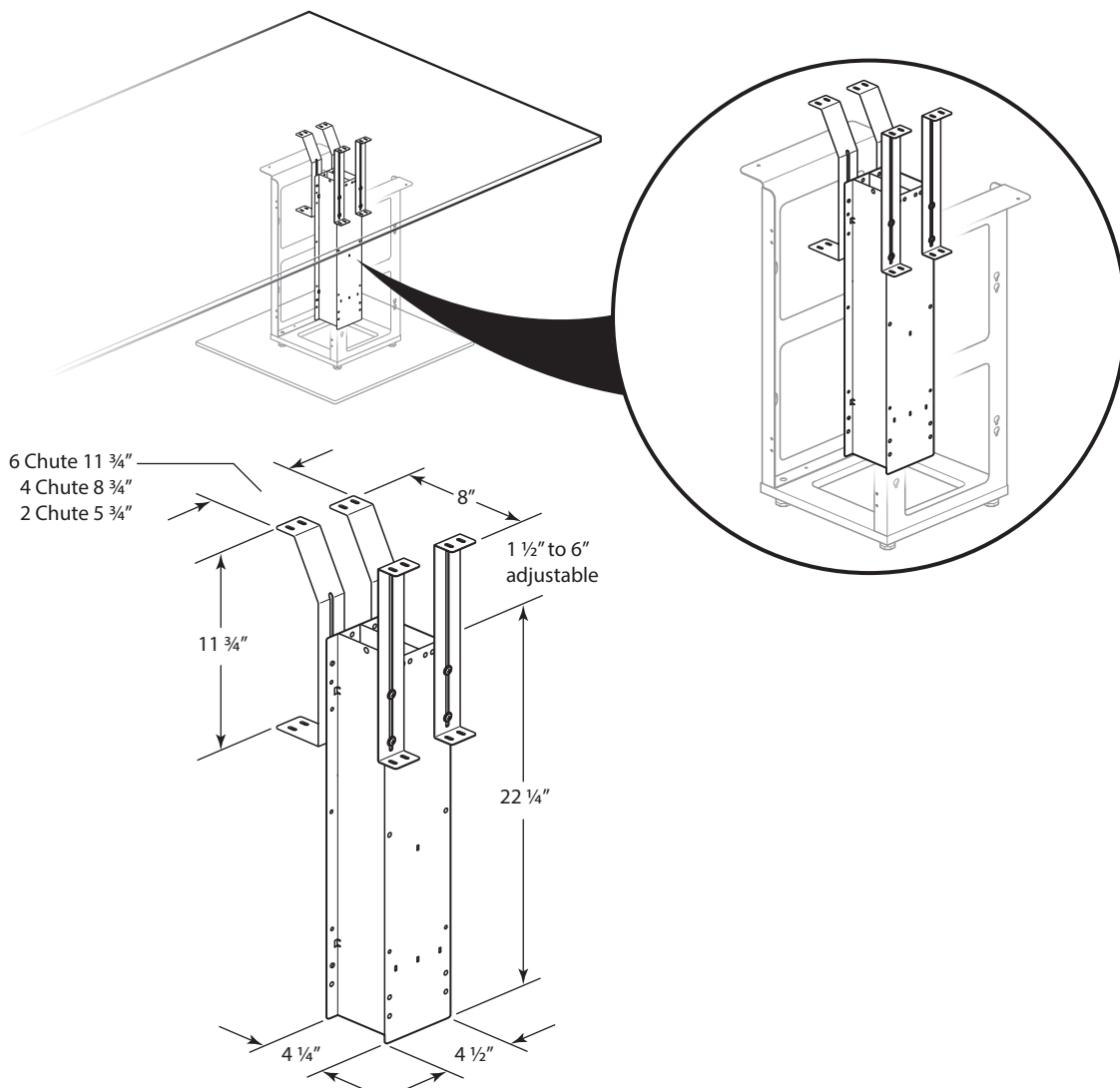
- Cable retractor contains low voltage cables which must be installed in accordance with the National Electrical Code (NEC), the Canadian Electrical Code (CEC) and local electrical codes

Complementary Products

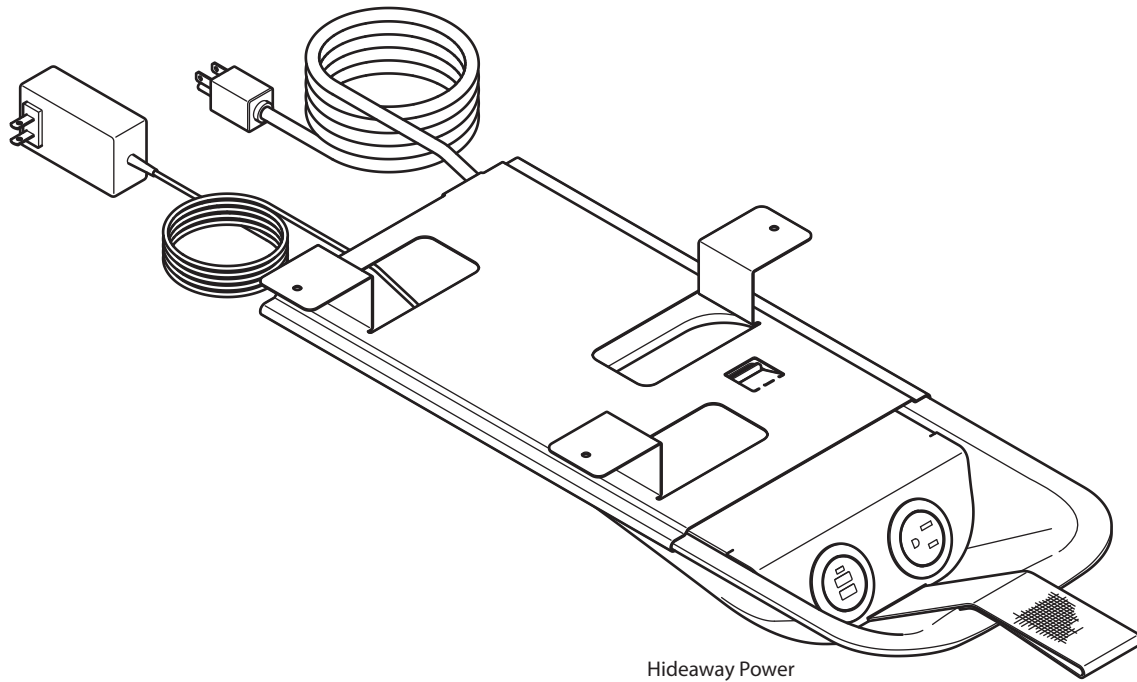
- Haworth Workware® interface, flush mount power module, Flip Top power module equipped with Cable bays. Planes® Conference Table Column Base, Planes® Cable Base or flush mount module with Planes® cable Base surrounding retractor

Typical Configuration

- Mounted to table worksurface below Workware® interface or flush mount module with Planes® cable Base surrounding retractor



Hideaway Power



Overview

- Mounts below Openest bench or sofa
- May be configured with two 15 Amp power outlets, two double USB-2.0 charger ports or one 15 Amp power outlet and double USB 2.0 charger port.

Hideaway Power

General Specifications

- Polymer drawer with integral pull strap with 2 power outlets, 2 USB charger ports or 1 power outlet and 1 USB charger port
- 15 Amp receptacle (NEMA 5-15R) configuration, 6 foot cord with 15 Amp plug (NEMA 5-15P)
- USB charger with USB 2.0 style A outlets with 2.0 Amp (shared) charging capacity
- Front of drawer angled to provide leg clearance

Listings

- UL listed 15A 120V 60 Hz
- Corded - UL listed to UL 962 A and CSA standard C22.2 #308
- USB Outlets - UL listed to UL 1310 and CSA C22.2 #223

Applicable Codes

- Openest power drawer must be installed in accordance with the national Electrical Code (NEC), the Canadian Electrical Code (CEC) and local electrical codes

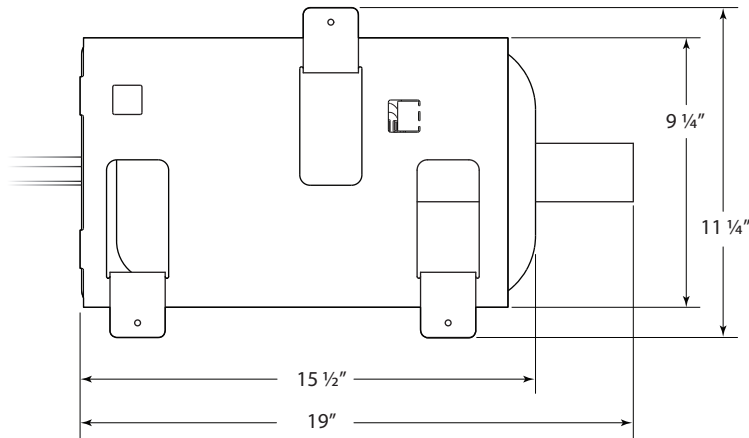
Complementary Products

- Haworth Openest booth or sofa

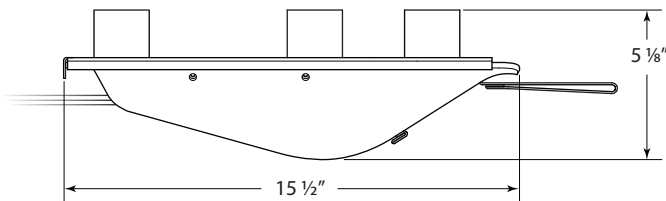
Typical Configuration

- Mounted under Openest booth or sofa.

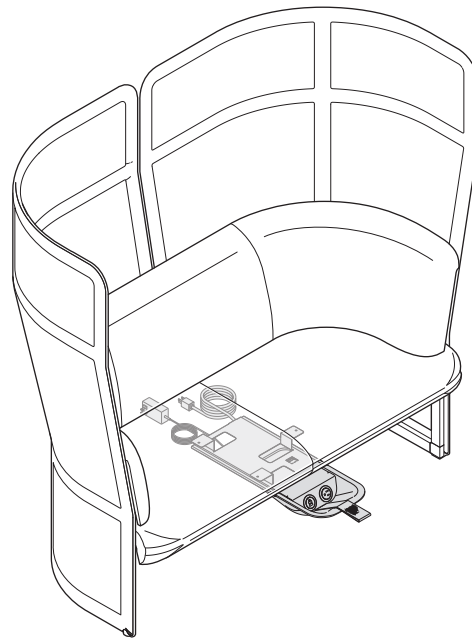
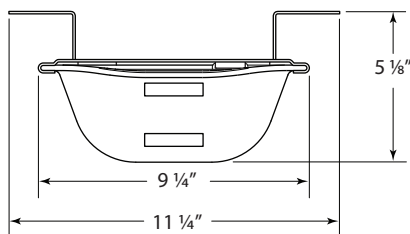
Top



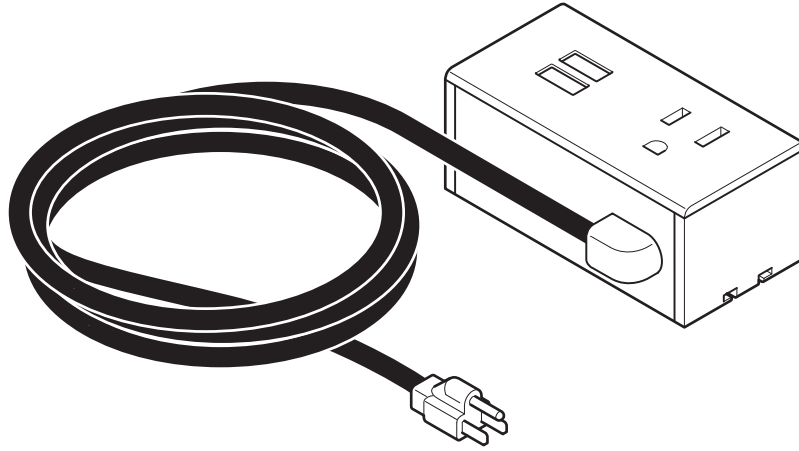
Side



Front



Atwell Power Module



Overview

- Provides tamper resistant power outlet and 2 USB charger ports.
- Mounts to Atwell Tables.
- Available with 6 foot cord.

Atwell Power Module

General Specifications

- Power Module body configured with one power outlet and USB charger port.
- Power outlet includes one tamper resistant 15 Amp 120V 60Hertz rated receptacle NEMA 5-15R configuration
- USB charger port includes two USB 2.0 style A outlets with 4.0 Amp (shared) charging capacity
- Available with 6 foot SJT power cord with 15A plug (NEMA 5-15P)
- Mounting bracket, cord management and hardware included
- Available in white with white cord.

Listings

- UL listed relocatable power tap rated for 15A 120V 60 Hz
- Cord - UL listed per UL 962A and CSA standard C22.2 #308

Applicable Codes

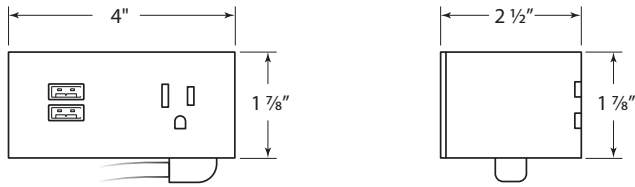
- Power Module must be installed in accordance with the National Electrical Code (NEC), the Canadian Electrical Code (CEC), and local electrical codes

Complementary Products

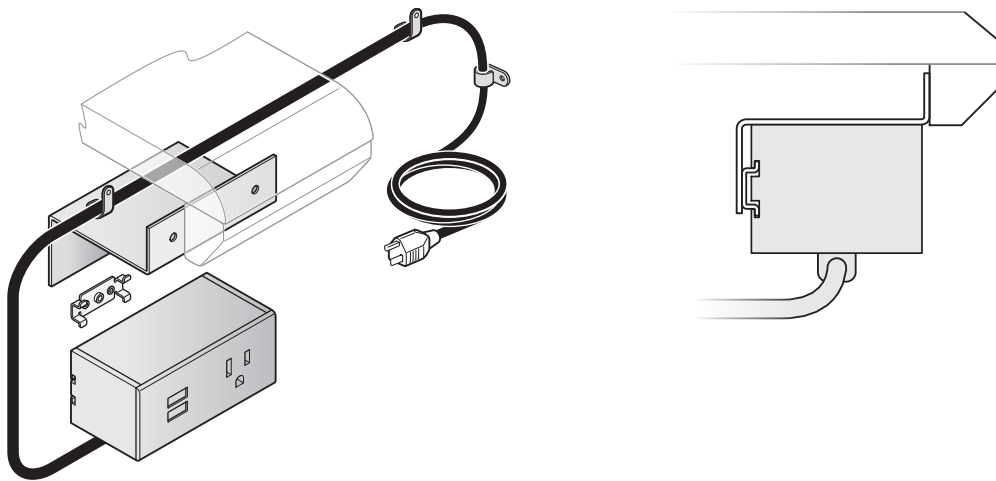
- Haworth Health Environments Atwell tables

Typical Configuration

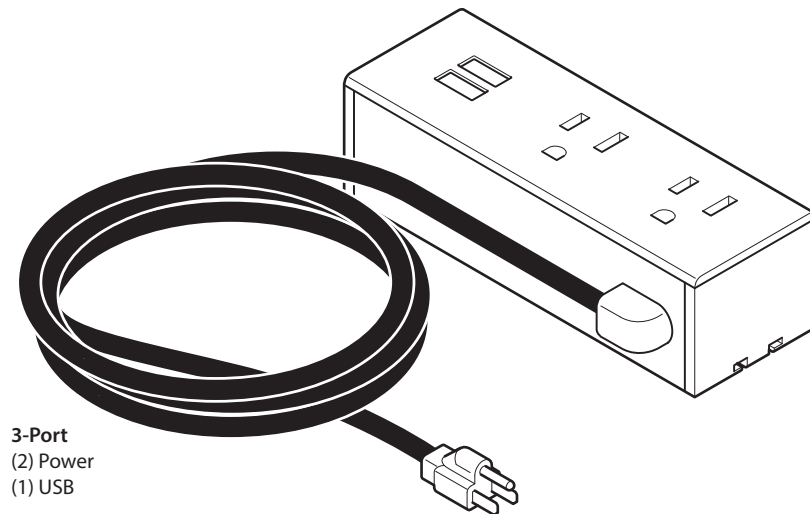
- Mounted to apron of table.



Below Table Application



Edge Mount Power Module



Overview

- Provides Power, USB charging, 2, 3 or 5 port modules.
- Mounts with variety of brackets to edge or below worksurface or on horizontal or vertical surfaces.
- Available with 6 foot cord.

Edge Mount Power Module

General Specifications

- Power Module body can be configured with several combinations of power and USB charger ports. See pricebook for specific combinations available.
- Power port includes one 15 Amp 120V 60Hertz rated receptacle NEMA 5-15R configuration
- USB charger port includes two USB 2.0 style A outlets with 4.0 Amp (shared) charging capacity
- Available with a variety of mounting brackets-see pricebooks for specific brackets.
- Available with 6 foot SJT power cord with 15A plug (NEMA 5-15P)

Listings

- UL listed relocatable power tap rated for 15A 120V 60 Hz
- Cord - UL listed per UL 962A and CSA standard C22.2 #308

Applicable Codes

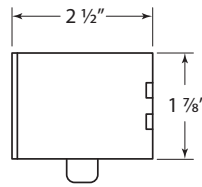
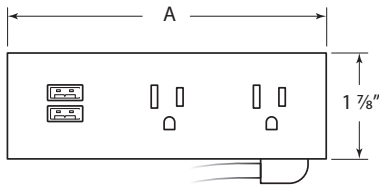
- Power Module must be installed in accordance with the National Electrical Code (NEC), the Canadian Electrical Code (CEC), and local electrical codes

Complementary Products

- Haworth Adaptable worksurfaces, Reside®, Intuity®, Suite® and Tactics® furniture

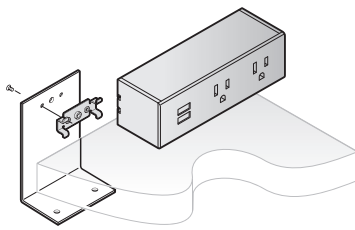
Typical Configuration

- Mounted in worksurface or table. Mounted on side wall of side table or credenza

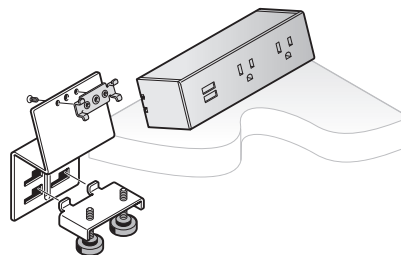


	A
2 Port	4"
3 Port	5 1/2"
5 Port	8 1/2"

Above The Worksurface Applications

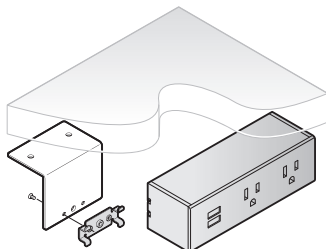


Enhanced Power Module Bracket -
Above Worksurface Fixed

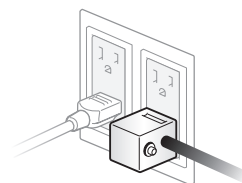


Enhanced Power Module Bracket -
Above Worksurface Adjustable

Below The Worksurface Applications



Enhanced Power Module Bracket
-Under Worksurface Fixed



Circuit Breaker Plug

This page intentionally left blank.



HAWORTH®

For more information call 800.344.2600 or 616.393.3000.

Haworth is a registered trademark of Haworth, Inc.

©Haworth, Inc. 2018 2.18

haworth.com | haworth-europe.com | haworth-asia.com