


Beside™

Storage





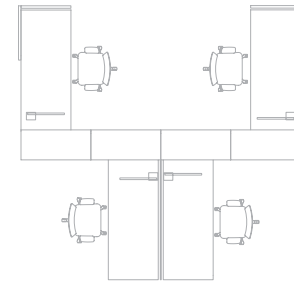
DESIGNED TO BE GREAT ALONE AND EVEN BETTER TOGETHER

Thoughtfully designed by the Haworth Design Studio, Beside Storage features a light scale and residential aesthetic inspired by the growing crossover between work and home office environments.

A diverse offering that suits the needs of individuals and teams, the Beside Storage platform is also a storage-based system, expanding possibilities for efficiency and integration. Beside Storage can stand beautifully on its own, or applied seamlessly with Reside™ Desking for incredible design freedom and latitude in planning.

The Beside storage-based system and Beside elements were designed by Haworth Design Studio.

FOR YOU. FOR CHANGE. FOR THE FUTURE.



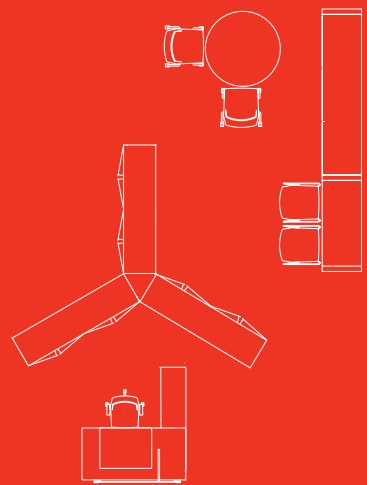
Beside Storage stands for supporting user and organizational needs as well as enhancing the overall workplace experience. Purposefully designed integrated features accommodate the way businesses operate today and ensure that the space will adapt to future challenges.

Horizontal layering takes advantage of vertical space, efficiently utilizing the footprint and providing an appealing, varied topography. Thoughtful details accommodate the tools people need in order to perform. Porous boundaries balance individual privacy with visual connectedness as companies become more collaborative.



EVOLUTION IS NECESSARY— FOR SPACE AND FOR ANY ORGANIZATION WITH PLANS FOR A HEALTHY FUTURE

As workspaces get smaller, maximizing the available footprint is critical. Beside Storage-based planning takes efficiency and flexibility to a new level, removing the need for panels. Stack to add height, making the most of vertical space while also effectively containing or dividing groups. Connect team areas with an open or porous hutch. Or provide privacy with a partially or fully enclosed hutch.



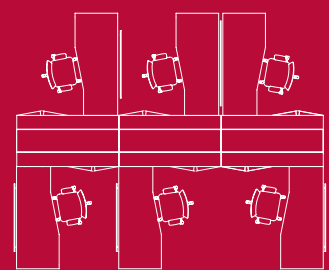


INFINITE PLANNING POSSIBILITIES

As a storage element or system, Beside represents endless planning potential. Bases and hutches in a variety of widths, heights, and configurations allow the environment to match user needs, while creating a varied topography for greater interest. Not only can Beside satisfy the many applications needed throughout an organization, it can gracefully adapt as a company changes and grows.



TRULY PERSONAL STORAGE



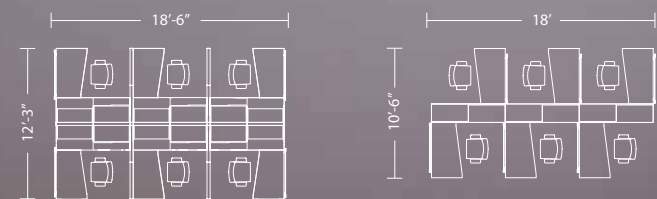
Responsive to today's workplace needs, Beside Storage is designed to enhance individual workspaces whether applied as a storage system or integrated within a Reside Desking, Compose® Panel, or Enclose® Moveable Wall environment. Visually striking and impressively efficient, Beside balances user interaction with personal control. Flexible configuration, clever options and seamless integration with Reside Desking and Belong™ Accessories make it easy for users to make Beside Storage their own.



The Beside storage-based system intelligently maximizes space by supporting users on both sides and routing power to each workstation. What's more, it eliminates the need for additional panels and worksurfaces. Slotted supports allow light to permeate as well as supporting precisely the Belong Accessories a user needs. Reside Desking blends cleanly for a polished finished space.



For an inventive, non-panel-based environment, Beside Storage offers an attractive, efficient solution. Storage-based planning reduces redundancies, maximizing the available space without compromise. Additionally, seamless integration with Reside Desking assures even greater space optimization.





INTEGRATED PLANNING POSSIBILITIES

INTEGRATED PALETTE™

Adhering to the Seven Design Logics that define Haworth's Integrated Palette, Beside connects—physically and aesthetically—to other forward-thinking Haworth products. This establishes unprecedented design freedom and vast planning capabilities. What's more, the Integrated Palette provides future assurance, as organizations know that the elements they choose today will fit with solutions available when they grow tomorrow.

MORE SPACE WITH LESS

Smart configurations, such as open shelves and slider doors in harder-to-reach areas, take advantage of all available space without intruding on the already compressed footprint. As a result, users can store work materials and personal items in easy-access locations and feel more in control of their environment.



PERSONALIZE
YOUR WORKSPACE

Belong Accessories offer an array of products that integrate seamlessly with Beside Storage. Choose clean and simple work tools, such as paper trays, tool cups, and generous blotters. Incorporate more technical tools such as LED lights, monitor arms, and worksurface-height power taps. You may also select privacy screens in a variety of heights.



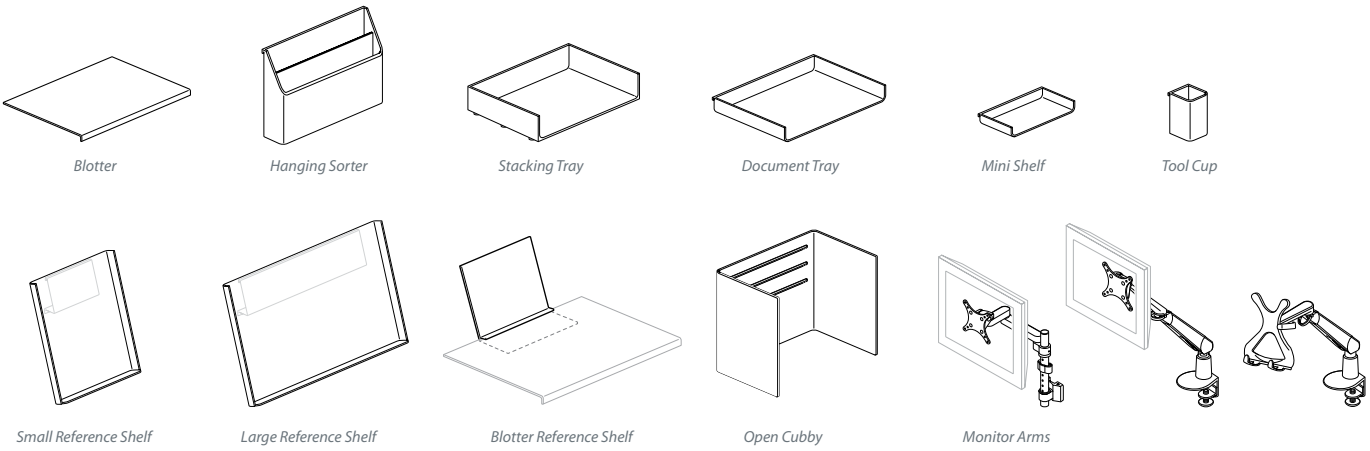
Hanging Sorter / Mini Shelf / Tool Cup / Stacking Tray



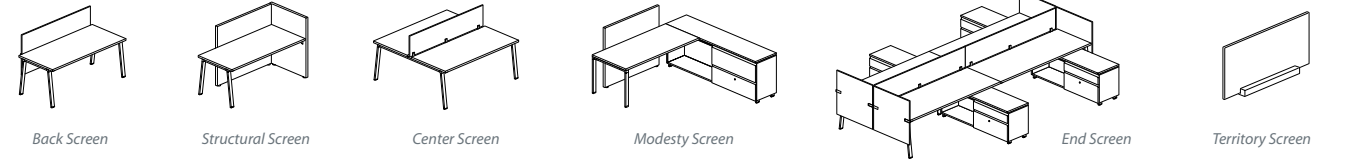
LED Undermount Light

BELONG ACCESSORIES/Statement of Line

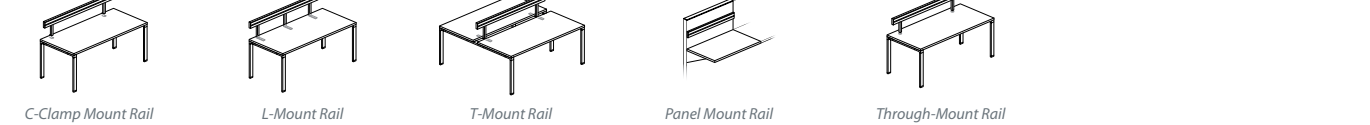
Work Tools



Screens

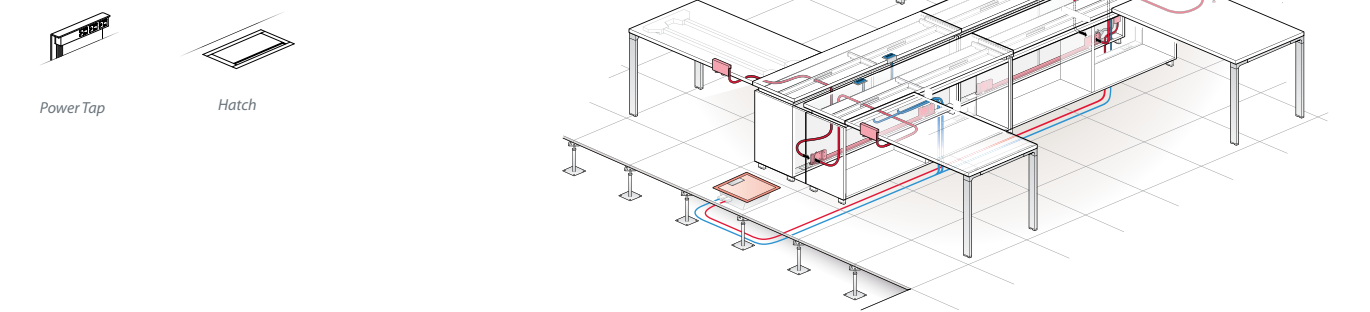


Tool Rails



Understanding Power in Beside

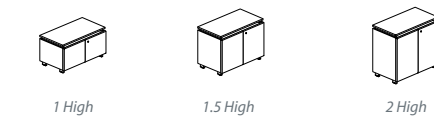
Beside provides power and data capacity with Power Base™. This industry leading power platform provides both 3- and 4-circuit solutions for any workspace application.



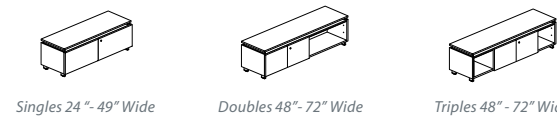
BESIDE STORAGE/Statement of Line

This is a sampling of the Beside Statement of Line. For the complete offering, go to www.haworth.com/product

Height



Configurations



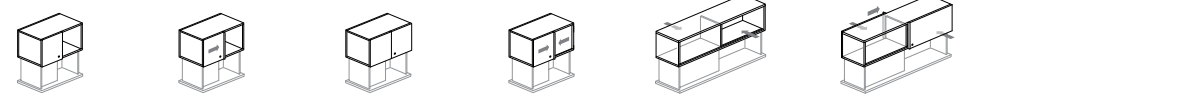
Base Options



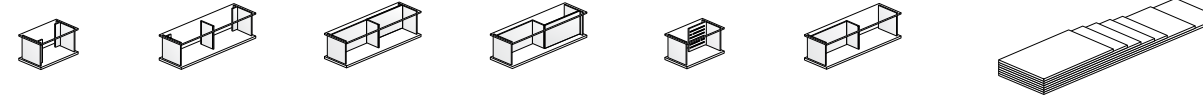
Pull Options



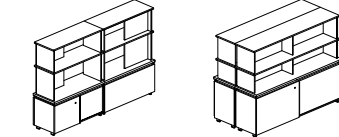
Overhead Units



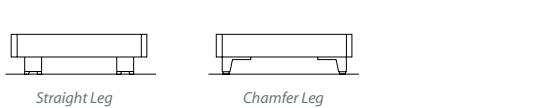
Stanchion Kits




Hutch Assembly



Leg Options





FEATURED FABRICS & FINISHES



Cover
Beside Storage: Retro Walnut Finish, Linen Laminate, Plaster Paint, Metallic Silver Straight Leg, 3mm Edgeband
Reside Desking: Linen Laminate, 3mm Edgeband
Belong Accessories: Structural Screen and Center Screen in Retro Walnut, Blotter in Haworth Brisa White, Work Tools in Snow
Very* Task Seating: Haworth Brisa White Seat, Fog Mesh Back, Fog Trim and Arm Caps, Polished Aluminum Base



Page 3
Beside Storage: Retro Walnut Finish, Linen Laminate, Plaster Paint, Metallic Silver Straight Leg, 3mm Edgeband
Reside Desking: Linen Laminate, 3mm Edgeband, Metallic Silver Hoop Leg
Belong Accessories: Structural Screen and Center Screen in Retro Walnut, Blotter in Haworth Brisa White
Zody* Task Seating: Haworth Brisa White Seat and Jacket, Fog Mesh Back, Smoke Trim and Arm Caps, Polished Aluminum Base



Page 5
Beside Storage: Retro Walnut Finish, Linen Laminate, Plaster Paint, Metallic Silver Straight Leg, 3mm Edgeband
Reside Desking Linen Laminate, 3mm Edgeband, Metallic Silver Hoop Leg
Belong Accessories: Structural Screen and Center Screen in Retro Walnut, Blotter in Haworth Brisa White, Work Tools in Snow
Zody Task Seating: Haworth Brisa White Seat and Jacket, Fog Mesh Back, Smoke Trim and Arm Cap, Polished Aluminum Base



Page 8/9
Reside Desking: Melba Finish, 3mm Edgeband, Metallic Silver Angled Leg
Beside Storage (with Reside): Melba Finish, Linen Laminate, Metallic Silver Straight Leg
Beside Storage (bookcase): Accent Green, Accent Orange and Plaster Paint, Linen Laminate, Metallic Silver Straight Leg
Patterns™ Storage Wrapper: Melba Finish
Very Side Stools: Grass Poly Seat, Grass Back, Fog Jacket, Trivalent Chrome Frame and Base
Very Conference Seating: Haworth Nature Leather White Seat, Snow Perforated Back, Fog Trim and Arm Caps, Polished Aluminum Base
LIM® C Undersurface Mount Lamp: Brushed Aluminum



Page 10
Beside Storage: Wenge Finish, Linen Laminate, Plaster Paint, Metallic Silver Straight Leg
Belong Accessories: Back Screen in Maharam Messenger Poppy, Work Tools in Snow, Blotter in Haworth Brisa Sea Gull
Zody Task Seating: Haworth Tech Skill and Forestry Seat, Fog Mesh Back, Smoke Trim and Arm Caps, Polished Aluminum Base
Page 11
Top
Reside Desking: Melba Finish, Knife Edge, Metallic Silver Angled Leg
Beside Storage: Melba Finish, Accent Blue and Plaster Paint, Vertical Pull, Metallic Silver Straight Leg
Very Task Seating: Haworth Nature Leather White Seat, Fog Mesh Back, Fog Trim and Arm Caps, Polished Aluminum Base
SE04 Bench: Haworth Cocktail Margarita. Brushed Aluminum Base

Bottom
Reside Desking (forefront): Articulated Transition Top in Linen Laminate; 3mm Edgeband
Reside Desking: Special (background) Melba Finish, Knife Edge, Brushed Aluminum Straight Leg
Beside Storage (forefront): Melba Finish, Plaster Paint, J-Pull, Metallic Silver Straight Leg
Beside Storage (background): Linen Laminate, Plaster Paint, Metallic Silver Straight Leg
SE04 Cube: Haworth Cocktail Grasshopper Stinger and Gibson, Brushed Aluminum Base
q_bic™ Lounge Seating: Haworth Nature Leather White, Brushed Aluminum Base
q_bic Center Table: Retro Walnut Finish, Clear Glass, Brushed Aluminum Base
LIM Freestanding Floor Lamp: Textured White Paint
Very Conference Seating: Maharam Stripes by Paul Smith Syncopated Seat, Slate Back, Fog Trim, Polished Aluminum Base



Page 13/14/15/16/17
Beside Storage: Retro Walnut Finish, Linen Laminate, Accent Red and Plaster Paint, 3mm Edgeband, Metallic Silver Straight Leg
Reside Desking: Retro Walnut Finish, Knife Edge, Metallic Silver Angled Leg
Belong Accessories: Back Screen in Maharam Messenger Poppy, Work Tools in Snow
Zody Task Seating: Haworth Brisa White Seat and Jacket, Fog Mesh Back, Smoke Trim and Arm Caps, Polished Aluminum Base
LIM Freestanding Block Lamp: Brushed Aluminum



Page 18/19
Beside Storage: Melba Finish, Linen Laminate, Plaster Paint, J-Pull and Vertical Pull, Metallic Silver Straight Leg
Reside Desking: Linen Laminate; 3mm Edgeband
Belong Accessories: Structural Screen in Melba, Blotter in Haworth Brisa White, Work Tools in Snow
Enclose Moveable Wall: Clear Glass, Markerboard, Metallic Champagne Frame
Zody Task Seating: Haworth Tech Skill Seat, Mesh Relax Back, Smoke Trim and Arm Caps, Polished Aluminum Base
Brazo* Desk Lamp: Brushed Aluminum



Page 20/21
Reside Benching: Linen Laminate, 3mm Edgeband, Metallic Silver Hoop Leg
Reside Desking (in private office) Melba Finish, Knife Edge, Metallic Silver Angled Leg
Beside Storage (foreground): Melba Finish, Linen Laminate, J-Pull, Metallic Silver Straight Leg
Beside Storage (center): Melba Finish, Linen Laminate, Metallic Silver Straight Leg, Luna Waffle Mandarin Seat Pad
Beside Storage (private office): Melba Finish, Accent Blue and Plaster Paint, Vertical Pull, Metallic Silver Straight Leg
Belong Screen (foreground): Glass (custom design applied), Metallic Silver Brackets

Belong Center Screen (background): Haworth Senza Calm, Metallic Silver Brackets
Belong Blotter: Haworth Brisa Snow
Enclose Moveable Wall: Clear Glass, Metallic Champagne Frame
Very Task Seating: Luna Waffle Cay, Mesh Fog Back, Fog Trim and Arm Caps, Polished Aluminum Base
Very Conference Seating: Maharam Stripes by Paul Smith Syncopated Seat, Slate Back, Fog Trim, Polished Aluminum Base
LIM Freestanding Pivot Lamp: Textured White Paint



HAWORTH®

For more information call 800.344.2600 or 616.393.3000.
Download additional copies at haworth.com

This brochure is printed on FSC® certified U2:XG™ paper, manufactured with electricity in the form of renewable energy (wind, hydro, biogas) and contains a minimum of 30% post-consumer recovered fiber. FSC is a global benchmark for responsible forest management.



Haworth is a registered trademark of Haworth, Inc.
Printed in USA ©Haworth, Inc 2011 10.11 Item #0435
Haworth.com | Haworth-Europe.com | Haworth-Asia.com

