

# Hop<sup>®</sup>

## Height-Adjustable Tables

Hop's extensive range of height-adjustable tables support diverse workstyle needs and embrace well-being principles in space design. Simple and functional, they bring versatility into any floorplan. Hop height-adjustable tables provide ergonomic solutions that promote movement for people throughout the day, while width-expandable bases accommodate a variety of top sizes and shapes. Designers will appreciate how Hop offers flexible design choices and easy specification—from base styles to worksurface shapes and finishes.

HAWORTH<sup>®</sup>





## Easy and Efficient

Hop tables can be placed within traditional workstation solutions or specified for an entire layout. Expandable tables are ideal for retrofitting existing fixed-height tables. Height-adjustable tables are designed with dependable motors and a sophisticated track and guidance system that moves the mechanism efficiently and quietly.

## Features

Dependable and affordable, Hop doesn't compromise when it comes to performance, quality, and versatility.

**Single-stage, single-motor tables** – Offer a height range of 27"–46.7" and support up to 150 lbs., including the top. Available with a two-leg base only.

**Dual-stage, two-motor tables** – Offer a height range of 25.7"–51.3" and support up to 250 lbs. (two-leg base) or up to 300 lbs. (three-leg base), including the top.

**Electric adjustment control system** – Lets you position your desktop exactly where you want it.

**Mechanism with motor, track, and guidance system** – Lifts and lowers at an efficient 1.4" per second and a mere 50-decibel level.

**Programmable switch option** – Provides three user-programmable height settings for easy adjustability.

**Efficient power usage** – Consumes a maximum of 4A /128 Watts; when not in use, only 0.3 Watts.

**Telescoping and expandable bases** – Let you adjust width from 43" to 70", with a maximum worksurface width of 82".

**Six top shapes, two base styles, and two edge options (edgeband and powder-coat)** – Create a breadth of application variety.

**Innovative powder-coating process (painted top option)** – Provides a durable, seamless top option without edgebanding.

**Locking and non-locking caster option** – Enable easy space reconfiguration.

**Optional worksurface mounted screens** – Create visual privacy for focus.

**Optional wire management basket** – Keeps wires organized and tidy in height-adjustable table applications.

## Colors, Materials, Finishes

Hop worksurfaces are available in Haworth finishes, including laminates, veneers, and nine powder-coat options. The Hop base is available in five popular Integrated Palette™ finishes (Smoke, Smooth Plaster, Charcoal, Metallic Silver, and Metallic Champagne).

## Certifications

- GREENGUARD®
- FSC®
- ETL listed to UL 962
- Single-stage and dual-stage tables meet BIFMA standards

To learn more, visit [haworth.com](http://haworth.com).

## Statement of Line

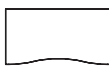
### Tops:



Rectangle



Wedge\*



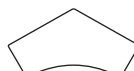
Inverse Swell



90° Corner-Notched\*

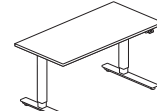


Extended Corner\*

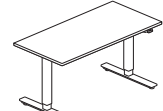


120°

### Bases:



C-Leg



T-Leg

\*Left and right option available.